

CITY COUNCIL MEETING WILL BEGIN AT 6:30 PM

NOTICE OF REGULAR MEETING

TOWN OF RANSOM CANYON

CITY COUNCIL AGENDA

TUESDAY, APRIL 12, 2022

Jana Trew, Mayor

Val Meixner, Alderwoman
Ron McWilliams, Alderman
Terry Waldren, Alderman

Brandt Underwood, Mayor Pro Tem
Ingram Rich, Alderman
Elena Quintanilla, City Administrator

Notice is hereby given that the regular meeting for the governing body of the Town of Ransom Canyon is called for 6:30 p.m. on Tuesday, April 12, 2022 will be held at City Hall located at 24 Lee Kitchens Drive in Ransom Canyon, Texas. The City Council agenda and packet are posted online at <https://www.ci.ransom-canyon.tx.us>.

1. CALL TO ORDER/PRAYER/PLEDGES AT 6:30 P.M.
2. CITIZEN COMMENTS AND PROPERTY OWNER'S ASSOCIATION REPORT - **In accordance with law, no Council *discussion or action* is to be taken until such matter is placed on the Agenda.** Citizens shall be allowed to speak on any matter other than personnel matters, matters under litigation or matters concerning the purchase, exchange, lease or value of real property
3. DISCUSSION ITEM: A REVIEW of Wastewater Reuse and Stormwater Sources for Surface Water Options.
4. DISCUSSION ITEM: A DISCUSSION regarding abandonment of Saddle Lane to enable future platting for Jack Chapman on Tract 12-C, R88630, off of West Brookhollow.
5. ACTION ITEM: APPROVE MINUTES OF:
 - a. Regular Meeting on March 8, 2022
6. ACTION ITEM: APPROVE FINANCIALS
 - a. Financial Reports
 - b. March 2022 Claims & Demands
 - c. Financial Investment Report
7. ACTION ITEM: CONSIDER RATIFICATION of Resolution 030822 authorizing a variance to approve swimming in the lake for a triathlon in the Town of Ransom Canyon to take place on May 15, 2022, contingent upon City Council's approval of an agreement to hold the BSLT Triathlon in the Town of Ransom Canyon.

8. ACTION ITEM: CONSIDER APPROVAL of an agreement with CDM Holdings, LLC as the contractor for the 2022 Group Seal Coat Program in the amount of \$59,992.05 for chip seal coat of 17,389 square yards of street.
9. ACTION ITEM: CONSIDER AN ASSIGNMENT of that certain Municipal Services Agreement by and between the Town of Ransom Canyon and Beast PC, LLC to Quad K Investments, LLC.
 - A. BUILDING REVIEW COMMITTEE REPORT: The Building Review Committee did not meet in the month of March.
 - B. DEPARTMENT REPORTS:
 - a. Administration: Elena Quintanilla
 - City Administrator Schedule of Events
 - Update on American Rescue Plan Act (ARPA) funds
 - Update on the Buffalo Dam
 - Buffalo Lake Billing Update
 - Solid Waste Grant Application Update
 - Personnel Policy Manual
 - Legislative Update
 - Strategic Plan
 - Update on the May 2022 City Election – Quorum for May 10, 2022
 - Women History Month and TTU Event
 - Budget Calendar
 - b. Court: Elena Quintanilla
 - Report on Pending Municipal Court Cases
 - Report on New Municipal Court Cases
 - c. Operations: Cory Needham
 - Elevated and Ground Storage Tank Update
 - Update on Operations Personnel
 - Clean-Up Day in the Canyon – April 2, 2022
 - d. Police: James Hill
 - Report of Citations and Warnings
 - Police Personnel Update
 - Lubbock County Justice of the Peace Precinct 2 Update
 - Police Recognition
 - e. Fire: Rand McPherson
 - EMS Calls
 - Fire Calls
 - Fire Training/Firewise Training

- Lubbock County Equipment Funds
- f. Library: Angie Fikes
- Easter Planning

10. EXECUTIVE SESSION – The City Council may enter into a closed session to discuss the following authorized by Chapter 551, Texas Government Code in accordance with Section 551.071 (Consultation with Attorney) regarding legal issues relating to (i) utility billing dispute, (ii) utility easement/property dedication, and (iii) subdivision property issue.

11. RETURN TO OPEN SESSION

12. ADJOURN

Executive Session Disclosure Statement: The City Council reserves the right to adjourn into executive session at any time during the course of this meeting to discuss any of the matters listed above, as authorized by the Texas Government Code, Section 551.071 (Consultation with Attorney), 551.072 (Deliberations about Real Property), 551.073 (Deliberations about Gifts and Donations), 551.074 (Personnel Matters), 551.076 (Deliberations about Security Devices and 551.087 (Economic Development).

If any accommodations for a disability are required, please notify the City Administrator's office at 806-829-2470 at least two (2) working days prior to the date of the meeting. The building has handicap parking areas and is wheelchair accessible at the front entrance to the building.

All items listed on this agenda are eligible for both discussion and action unless expressly limited.

CERTIFICATION

DATED THIS THE 8th DAY OF April, 2022

I, the undersigned authority, do hereby certify that the above Notice of Meeting of the governing body of Ransom Canyon, Texas is a true and correct copy of said notice that has been posted in the display case at the City Hall of Ransom Canyon, Texas, a place convenient and readily accessible to the general public at all times, and said notice was posted on or before April 8, 2022 by 4:00 PM and remained so posted continuously for at least 72 hours preceding the scheduled time of such meeting.


Elena Quintanilla, City Secretary

I certify that the attached notice and agenda of items to be considered by the City Council was removed by me from the front doors of City Hall on _____ day of _____, 2022.

Elena Quintanilla, City Secretary

DISCUSSION ITEM #3:

Wastewater Reuse



Lake Ransom Canyon Current and Future Lake Water Sources


April 2022

Parkhill

Agenda

- Review Lake Ransom Water Sources:
 - Spring / Stormwater / Treated Effluent
- How will the City of Lubbock Canyon Lake #7 affect Ransom Canyon?
- How could Treated Effluent from the new Ransom Canyon WWTP be utilized?

Spring Water:



Parkhill

Stormwater:

Proposed Canyon Lake #7



Buffalo Springs Lake



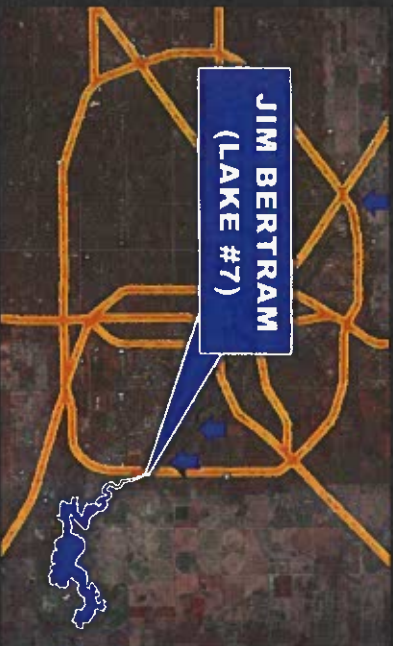
Lake Ransom Canyon



Parkhill


Treated Effluent:

Proposed Canyon Lake #7



1. City of Lubbock
2. Leprino Foods (Future discharge)
3. Misc. Upstream Users...

Buffalo Springs Lake



Lake Ransom Canyon



Parkhill



- Canyon Lake #7 as a**
- **Water Supply**
 - State Surface Water
 - Developed Stormwater
 - Effluent

Source: lubbockonline.com

Canyon Lake #7 (Source: City of Lubbock)

- Volume: 20,000 Acre-foot Capacity
- Size: 774 Acre Surface Area
- Cost: \$250M
- Timeframe: 17-20 Years
- Safe Yield = 11,975 Acre-Feet/year (10.7 MGD)
 - State Surface Water 1,800 Acre-Feet (15%)
 - Developed Storm Water 2,875 Acre-Feet (24%)
 - Treated Effluent 7,300 Acre-Feet (61%)
 - Total 11,975 Acre-Feet
- Included in 2007, 2013, 2018 City of Lubbock Strategic Water Supply Plans

Benefits of Canyon Lake #7 to Ransom Canyon

1. New Water Supply Source: for the City of Lubbock = benefit for Lake Ransom Canyon as potable water is purchased from Lubbock.
2. Stormwater Attenuation: from “peak” runoff volumes will protect the Buffalo Springs Lake and Ransom Canyon dams from large rain events.
3. Usage: currently permitted same as Canyon Lake System (to be verified).
4. Water Rights / Discharge Volumes: from City of Lubbock would most likely remain in place during filling and operation of the lake to maintain water levels and provide water to downstream landowners (to be verified).



Treated Effluent Reuse

- Discharge Options:
- Current: Permitted to discharge to the river.
- Future: Permit could allow discharge to Lake Ransom to offset evaporation losses.

Benefits of WWTP discharge to Ransom Canyon

1. Lake Level Maintenance: -replace up to 300,000 GPD lost to evaporation during periods of drought.
2. Future water Source: for Lake Ransom Canyon.
3. Water Rights: -Coordinate with City of Lubbock if and how Water Rights would be affected.

Questions



AGENDA ITEM #5

APPROVAL OF

MINUTES

Regular Meeting on

March 8, 2022

Ransom Canyon City Council Meeting Minutes
Regular Meeting, March 8, 2022
Ransom Canyon City Hall, 24 Lee Kitchens Drive

1. Call to Order/Pledges/Prayer

The regular meeting was called to order at 6:30 p.m. by Mayor Jana Trew. The City Council met in person at City Hall, 24 Lee Kitchens Drive, Ransom Canyon, Texas 79366. The following City Council members physically attended the meeting: Mayor Jana Trew, Mayor Pro Tem Brandt Underwood, Councilmembers Dr. Terry Waldren, Ron McWilliams, Val Meixner, and Ingram Rich. Staff members attending the meeting included City Administrator, Elena Quintanilla; Chief of Police, James Hill; Director of Public Works, Cory Needham; Assistant Fire Chief, Angela Hill. Jack and Jim Chapman were present as guests. The prayer was said by Mayor Pro Tem Brandt Underwood, followed by the pledges to the United States and State of Texas.

2. Property Owner's Association (POA) Report and Citizen Comments

Val Meixner reported that the Clean-Up in the Canyon will take place on April 2, 2022. The Kite Day Festival is scheduled for May 14, 2022 at the city park.

3. Plat for Jack Chapman on Tract 12-C, R88630, off of West Brookhollow

Jack Chapman made a brief presentation regarding deeding some property over to the Town of Ransom Canyon.

4. Approval of Minutes

The minutes of the regular meeting on February 8, 2022 were approved on a motion made by Councilmember Val Meixner, seconded by Councilmember Dr. Terry Waldren; motion carried unanimously.

5. Financials

The financial reports and the February 2022 claims and demands were approved on a motion made by Councilmember Dr. Terry Waldren, seconded by Mayor Pro Tem Brandt Underwood; motion carried unanimously.

6. Swimming Variance

The City Council made a motion to approve Resolution 030822 authorizing a variance to approve swimming in the lake for a triathlon in the Town of Ransom Canyon to take place on May 22, 2022 on a motion made by Councilmember Dr. Terry Waldren, seconded by Mayor Pro Tem Brandt Underwood; motion carried unanimously.

7. Agreement with BSLT Triathlon, Inc.
The City Council approved an agreement with BSLT Triathlon, Inc. to host a triathlon in the Town of Ransom Canyon on a motion made by Mayor Pro Tem Brandt Underwood, seconded by Councilmember Dr. Terry Waldren; motion carried unanimously.
8. Certification of Unopposed Candidates/Order of Cancellation
City Council approved a Certification of Unopposed Candidates and an Order of Cancellation for the Town of Ransom Canyon Election on May 7, 2022 for three Alderman At-Large on a motion made by Councilmember Dr. Terry Waldren, seconded by Councilmember Val Meixner; motion carried unanimously.
9. Ordinance for Input from the Building Review Committee
The City Council approved Ordinance 030822-1 to provide for input from the Building Review Committee for variances pertaining to "Building" prior to City Council decisions on a motion made by Councilmember Dr. Terry Waldren, seconded by Councilmember Val Meixner; motion carried unanimously.
10. Agreement with Lubbock County for Municipal Court Services
The City Council approved an interlocal agreement between the Town of Ransom Canyon and Lubbock County Justice of the Peace Precinct Two for Class C violations not related to local ordinance on a motion made by Councilmember Ron McWilliams; seconded by Councilmember Dr. Terry Waldren, motion carried unanimously.
11. Contract with Resound Networks
The City Council approved an agreement with Resound Networks for its Site on Wheels for another six-month period on a motion made by Councilmember Dr. Terry Waldren, seconded by Mayor Pro Tem Brandt Underwood; motion carried unanimously.

A. BUILDING REVIEW COMMITTEE REPORT: The Building Review Committee did not meet in the month of February.

B. DEPARTMENT REPORTS:

- a. Administration: Elena Quintanilla reported the following:
 - She discussed her schedule of events for the week.
 - The Buffalo Dam is still on schedule to be funded by Lubbock County
 - The City Council Strategic Plan is scheduled for May 19, 2022 from 12:00 p.m. – 4:00 p.m. and will be conducted by Randy Anderson.
 - Parkhill will provide a presentation to our City Council regarding our surface water
 - Elena will be presenting to the solid waste application committee on March 8, 2022 for a solid waste grant to be awarded to Ransom Canyon.
 - There may be an opportunity to apply for a Parks and Wildlife Grant for the park in front of city hall.
 - The Mayor participated in the Annual Hospice Beans and Cornbread Luncheon that took place on March 4, 2022.
 - The reception for Harold Needham was a success
- b. The Municipal Court: Elena Quintanilla reported the following:
 - The cases in the docket are moving.
- c. Operations: Cory Needham reported the following:
 - The welders have completed the ground storage tank and elevated tank repairs. The painters will be completing their portion next.
 - Travis Fellhauer was hired full-time in the Operations Department.
 - Two water leaks were repaired in the Canyon, one of these leaks occurred at 1 Rim Road and the other on Comanche.
 - The Operations staff will be involved in the POA Annual Clean-Up Day on April 2, 2022.
- d. Police: James Hill reported the following:
 - There were zero citations and nine traffic warnings.
 - There were zero cases of COVID-19 in the Canyon
 - The Chief provided the racial profiling report with all of the demographics of citations for the entire year.
- e. Fire: Angela Hill reported the following:
 - There were two (2) EMS calls and zero (0) fire calls this month.
 - The Fire Station has been renovated and the volunteer fire department is saving money to renovate the restrooms.
 - The Fire Department will receive some funds from Lubbock County for equipment.
 - There was a great turnout at the Pancake Breakfast.
- f. Library: Elena Quintanilla reported the following:
 - Angie is planning for the Easter Egg Hunt in the Park.
 - Teens are working on the library website and using the books as inspiration for ideas to post on the website.
 - Two video games have been purchased for use at the library.

12. Executive Session

The City Council entered into a closed session at 7:37 p.m. to discuss the following authorized by Chapter 551, Texas Government Code in accordance with Section 551.071 (Consultation with Attorney) regarding utility issues pertaining to a water billing issue and a utility easement pertaining to property dedications.

13. Return to Open Session

The City Council completed their executive session and returned to open session at 7:54 p.m.

14. Adjournment

The City Council adjourned the meeting at 7:55 p.m. on a motion made by Mayor Pro Tem Brandt Underwood; seconded by Councilmember Ingram Rich; motion carried unanimously.

APPROVED:

Jana Trew, Mayor

ATTEST:

Elena Quintanilla, City Secretary

AGENDA ITEM #6:

APPROVAL OF

FINANCIAL REPORTS

Claims and Demands

for

March, 2022

and Financial

Investment Reports

ABOUT THIS QUARTERLY FINANCIAL REPORT

This report has been prepared by the Town of Ransom Canyon's City Administrator. The Quarterly Financial Report is intended to provide our users (internal and external) with information regarding the town's financial position and economic activity. This report includes information for the Quarter ending March 31, 2021.

The Report is presented in the following three sections:

1. The Financial Summary section reports the performance of the major operating funds of the Town. This section also highlights accounts payable transactions.
2. The Quarterly Investment section provides information regarding the current balances in the Town's bank accounts, along with any current debts to be paid.
3. The Southwest Economy Report for the Quarter provides information on the Texas Economy to review the Market Outlook in the State of Texas. This quarter has articles that provide information regarding the Texas Economy.

This Quarterly Financial Report is intended to provide our users with timely and relevant financial information regarding the Town of Ransom Canyon.



Elena Quintanilla

City Administrator

24 Lee Kitchens Drive

Ransom Canyon, TX

the 1990s, the number of people with a mental health problem has increased by 50% (Mental Health Foundation, 2000).

There is a growing awareness of the need to address the needs of people with mental health problems, and the importance of providing them with appropriate services. This has led to a number of initiatives, including the development of mental health services, the establishment of mental health trusts, and the implementation of mental health legislation.

The purpose of this paper is to review the current state of mental health services in the UK, and to discuss the challenges facing mental health services in the future. The paper will first review the current state of mental health services in the UK, and then discuss the challenges facing mental health services in the future.

The current state of mental health services in the UK is characterized by a number of challenges, including a shortage of mental health professionals, a lack of funding, and a need for better coordination of services. These challenges are discussed in more detail below.

The shortage of mental health professionals is a major challenge facing mental health services in the UK. There is a significant gap between the number of mental health professionals and the number of people with a mental health problem who need services.

The lack of funding is another major challenge facing mental health services in the UK. Mental health services are often underfunded, which leads to a number of problems, including a shortage of mental health professionals and a lack of services.

The need for better coordination of services is a third major challenge facing mental health services in the UK. Mental health services are often fragmented, which leads to a number of problems, including a lack of continuity of care and a lack of coordination of services.

The challenges facing mental health services in the future are discussed in more detail below. The challenges are a result of a number of factors, including a growing awareness of the need to address the needs of people with mental health problems, and the importance of providing them with appropriate services.

The growing awareness of the need to address the needs of people with mental health problems has led to a number of initiatives, including the development of mental health services, the establishment of mental health trusts, and the implementation of mental health legislation.

The importance of providing people with mental health problems with appropriate services has led to a number of initiatives, including the development of mental health services, the establishment of mental health trusts, and the implementation of mental health legislation.

The development of mental health services has led to a number of initiatives, including the development of mental health services, the establishment of mental health trusts, and the implementation of mental health legislation.

The establishment of mental health trusts has led to a number of initiatives, including the development of mental health services, the establishment of mental health trusts, and the implementation of mental health legislation.

The implementation of mental health legislation has led to a number of initiatives, including the development of mental health services, the establishment of mental health trusts, and the implementation of mental health legislation.

CITY OF RANSOM CANYON
REVENUE & EXPENSE REPORT (UNAUDITED)
AS OF: MARCH 31ST, 2022

11 -GENERAL FUND
FINANCIAL SUMMARY

	CURRENT BUDGET	CURRENT PERIOD	YEAR TO DATE ACTUAL	BUDGET BALANCE	% OF BUDGET
<u>REVENUE SUMMARY</u>					
UTILITY REVENUE	921,200.00	76,461.27	491,577.61	429,622.39	53.36
BUILDING PERMIT REVENUE	13,200.00	650.00	3,983.00	9,217.00	30.17
FRANCHISE REVENUE	32,300.00	0.00	15,277.68	17,022.32	47.30
AD VALOREM TAX REVENUE	953,215.00	0.00	880,570.21	72,644.79	92.38
INTEREST REVENUE	5,000.00	0.00	1,480.78	3,519.22	29.62
LIBRARY REVENUE	6,500.00	0.00	2,757.98	3,742.02	42.43
COURT REVENUE	1,500.00	459.00	4,442.00	2,942.00	296.13
OTHER REVENUE	2,872,500.00	47,392.11	520,897.39	2,351,602.61	18.13
BUDGETED SURPLUS	540,282.00	501.70	31,012.35	509,269.65	5.74
TOTAL REVENUES	5,345,697.00	125,464.08	1,951,999.00	3,393,698.00	36.52
	=====	=====	=====	=====	=====
<u>EXPENDITURE SUMMARY</u>					
CITY COURT	9,200.00	19.95	1,362.93	7,837.07	14.81
ADMINISTRATION	445,601.00	28,301.76	206,992.12	238,608.88	46.45
OPERATIONS	415,612.00	17,010.49	145,543.62	270,068.38	35.02
FIRE DEPARTMENT	63,029.00	4,020.49	18,714.75	44,314.25	29.69
LIBRARY	35,518.00	2,747.77	16,198.03	19,319.97	45.61
POLICE DEPARTMENT	354,269.00	26,438.31	191,851.96	162,417.04	54.15
SEWER DEPARTMENT	165,073.00	11,956.39	71,165.11	93,907.89	43.11
ROADS AND GROUNDS DEPT	114,073.00	3,148.86	42,786.74	71,286.26	37.51
WATER DEPARTMENT	459,100.00	25,599.88	170,669.61	288,430.39	37.17
PAYROLL DEPARTMENT	0.00	0.00	0.00	0.00	0.00
EMERGENCY OPS CENTER	27,875.00	151.42	781.92	27,093.08	2.81
CAPITAL EXPENDITURES	3,024,700.00	39,654.00	269,214.84	2,755,485.16	8.90
BONDS	231,647.00	0.00	181,358.75	50,288.25	78.29
TOTAL EXPENDITURES	5,345,697.00	159,049.32	1,316,640.38	4,029,056.62	24.63
	=====	=====	=====	=====	=====
REVENUES OVER/(UNDER) EXPENDITURES	0.00	(33,585.24)	635,358.62	(635,358.62)	0.00

CITY OF RANSOM CANYON
REVENUE & EXPENSE REPORT (UNAUDITED)
AS OF: MARCH 31ST, 2022

PAGE: 2

1 GENERAL FUND
REVENUES

	CURRENT BUDGET	CURRENT PERIOD	YEAR TO DATE ACTUAL	BUDGET BALANCE	% OF BUDGET
<u>UTILITY REVENUE</u>					
01 WATER REVENUE	610,000.00	41,316.20	281,882.20	328,117.80	46.21
02 SEWER REVENUE	155,000.00	21,868.37	131,092.71	23,907.29	84.58
03 GARBAGE REVENUE	148,000.00	12,768.03	76,563.05	71,436.95	51.73
04 PENALTY REVENUE	4,000.00	483.67	2,349.65	1,650.35	58.74
05 MOSQUITO SPRAY GROUND	0.00	0.00	0.00	0.00	0.00
06 MOSQUITO SPRAY AIR	3,000.00	0.00	0.00	3,000.00	0.00
07 GAS LIGHTS REVENUE	0.00	0.00	0.00	0.00	0.00
08 TURN ON REVENUE	1,200.00	25.00	75.00	1,125.00	6.25
09 RV REVENUE MONTHLY PAYEES	0.00	0.00	(385.00)	385.00	0.00
TOTAL UTILITY REVENUE	921,200.00	76,461.27	491,577.61	429,622.39	53.36
<u>BUILDING PERMIT REVENUE</u>					
10 BUILDING PERMIT REVENUE	10,000.00	650.00	3,983.00	6,017.00	39.83
11 TAP CONNECTION REVENUE	3,200.00	0.00	0.00	3,200.00	0.00
TOTAL BUILDING PERMIT REVENUE	13,200.00	650.00	3,983.00	9,217.00	30.17
<u>FRANCHISE REVENUE</u>					
120 ATMOS FRANCHISE REVENUE	8,800.00	0.00	4,508.50	4,291.50	51.23
121 SPEC FRANCHISE REVENUE	16,000.00	0.00	10,201.17	5,798.83	63.76
122 SOUTH PLAINS TEL FRANCHISE REV	2,000.00	0.00	554.89	1,445.11	27.74
123 SBC FRANCHISE REVENUE	100.00	0.00	10.36	89.64	10.36
124 MISC FRANCHISE REVENUE	500.00	0.00	1.38	498.62	0.28
125 INTERNET REVENUE	4,900.00	0.00	1.38	4,898.62	0.03
TOTAL FRANCHISE REVENUE	32,300.00	0.00	15,277.68	17,022.32	47.30
<u>AD VALOREM TAX REVENUE</u>					
143 DELINQUENT TAX REVENUE	5,115.00	0.00	5,864.85	(749.85)	114.66
144 CURRENT TAX REVENUE	945,000.00	0.00	873,318.90	71,681.10	92.41
145 TAX P&I REVENUE	3,000.00	0.00	1,335.46	1,664.54	44.52
146 TAX CERTIFICATE REVENUE	100.00	0.00	51.00	49.00	51.00
147 MISC TAX REVENUE	0.00	0.00	0.00	0.00	0.00
148 TAX COLLECTION REVENUE	0.00	0.00	0.00	0.00	0.00
TOTAL AD VALOREM TAX REVENUE	953,215.00	0.00	880,570.21	72,644.79	92.38
<u>INTEREST REVENUE</u>					
155 INTEREST INCOME	5,000.00	0.00	1,480.78	3,519.22	29.62
156 I&S INTEREST EARNED	0.00	0.00	0.00	0.00	0.00
157 CONSTRUCTION INTEREST	0.00	0.00	0.00	0.00	0.00
TOTAL INTEREST REVENUE	5,000.00	0.00	1,480.78	3,519.22	29.62
<u>LIBRARY REVENUE</u>					
165 LIBRARY REVENUE	6,500.00	0.00	2,757.98	3,742.02	42.43
166 CH FOUNDATION GRANT	0.00	0.00	0.00	0.00	0.00
TOTAL LIBRARY REVENUE	6,500.00	0.00	2,757.98	3,742.02	42.43

CITY OF RANSOM CANYON
REVENUE & EXPENSE REPORT (UNAUDITED)
AS OF: MARCH 31ST, 2022

1 GENERAL FUND
REVENUES

	CURRENT BUDGET	CURRENT PERIOD	YEAR TO DATE ACTUAL	BUDGET BALANCE	% OF BUDGET
<u>COURT REVENUE</u>					
76 SEIZURE INCOME	0.00	0.00	0.00	0.00	0.00
77 COURT FEES	500.00	134.00	1,797.00 (1,297.00)	359.40
78 COURT FINES	1,000.00	325.00	2,645.00 (1,645.00)	264.50
79 COURT TRUST	0.00	0.00	0.00	0.00	0.00
TOTAL COURT REVENUE	1,500.00	459.00	4,442.00 (2,942.00)	296.13
<u>OTHER REVENUE</u>					
80 BUFFALO LAKE REVENUE	130,000.00	25,195.23	113,111.39	16,888.61	87.01
81 POA REVENUE	0.00	0.00	0.00	0.00	0.00
82 TEXAS WATER DEVELOPMENT BOARD	2,710,000.00	0.00	356,886.00	2,353,114.00	13.17
83 CITY SALES TAX REVENUE	14,000.00	0.00	10,362.49	3,637.51	74.02
84 COPS FAST GRANT	0.00	0.00	0.00	0.00	0.00
85 SCHOLARSHIP DONATION REVENUE	0.00	0.00	0.00	0.00	0.00
86 LEOSE TRAINING REVENUE	0.00	0.00	0.00	0.00	0.00
87 BOAT PERMIT REVENUE	1,500.00	120.00	260.00	1,240.00	17.33
88 RV STORAGE REVENUE ANNUAL PAY	10,000.00	4,200.00	14,015.00 (4,015.00)	140.15
89 MISC REVENUE	7,000.00	17,876.88	26,262.51 (19,262.51)	375.18
TOTAL OTHER REVENUE	2,872,500.00	47,392.11	520,897.39	2,351,602.61	18.13
<u>BUDGETED SURPLUS</u>					
190 OPERATING GEN FUND TRANSF	357,482.00	0.00	0.00	357,482.00	0.00
191 NOTE PROCEEDS - CITIZENS BANK	0.00	0.00	0.00	0.00	0.00
192 INSURANCE RECOVERIES	0.00	0.00	0.00	0.00	0.00
193 LUBBOCK COUNTY FIRE GRANT	10,300.00	0.00	27,864.00 (17,564.00)	270.52
194 COVID GRANT FUNDS	170,000.00	0.00	0.00	170,000.00	0.00
195 CC PROCESSING FEES	2,500.00	501.70	3,148.35 (648.35)	125.93
196 JAG GRANT	0.00	0.00	0.00	0.00	0.00
197 BULLET PROOF VESTS GRANT	0.00	0.00	0.00	0.00	0.00
198 SECO GRANT	0.00	0.00	0.00	0.00	0.00
TOTAL BUDGETED SURPLUS	540,282.00	501.70	31,012.35	509,269.65	5.74
<u>TOTAL REVENUES</u>					
	5,345,697.00	125,464.08	1,951,999.00	3,393,698.00	36.52
	=====	=====	=====	=====	=====

CITY OF RANSOM CANYON
REVENUE & EXPENSE REPORT (UNAUDITED)
AS OF: MARCH 31ST, 2022

PAGE: 4

01 -GENERAL FUND

CITY COURT

EXPENDITURES

	CURRENT BUDGET	CURRENT PERIOD	YEAR TO DATE ACTUAL	BUDGET BALANCE	% OF BUDGET
504-4020 JUDGE CONTRACT	5,000.00	0.00	0.00	5,000.00	0.00
504-4030 COURT OPERATING EXPENSE	1,200.00	19.95	1,362.93 (162.93)	113.58
504-4040 COURT EDUCATION EXPENSE	3,000.00	0.00	0.00	3,000.00	0.00
TOTAL CITY COURT	9,200.00	19.95	1,362.93	7,837.07	14.81

CITY OF RANSOM CANYON
REVENUE & EXPENSE REPORT (UNAUDITED)
AS OF: MARCH 31ST, 2022

01 -GENERAL FUND
ADMINISTRATION
EXPENDITURES

	CURRENT BUDGET	CURRENT PERIOD	YEAR TO DATE ACTUAL	BUDGET BALANCE	% OF BUDGET
505-5000 PAYROLL	258,334.00	22,158.75	131,614.92	126,719.08	50.95
505-5005 PAYROLL SERVICE	0.00	0.00	0.00	0.00	0.00
505-5006 FUEL ALLOWANCE	0.00	0.00	0.00	0.00	0.00
505-5010 AUDIT EXPENSE	15,000.00	0.00	12,600.00	2,400.00	84.00
505-5020 COMPUTER EXP	25,000.00	3,287.19	13,229.80	11,770.20	52.92
505-5030 ELECTION EXP	4,000.00	244.10	244.10	3,755.90	6.10
505-5040 XEROX EXPENSE	5,800.00	0.00	2,873.51	2,926.49	49.54
505-5050 PITNEY BOWES EXPENSE	1,394.00	0.00	757.89	636.11	54.37
505-5070 GENERAL LIABILITY INSURANCE	943.00	0.00	938.09	4.91	99.48
505-5071 WORKERS COMP INSURANCE	854.00	0.00	645.84	208.16	75.63
505-5075 E&O/REAL & PERSONAL, CRIME IN	5,494.00	0.00	5,494.00	0.00	100.00
505-5080 LEGAL EXPENSE	27,000.00	874.40	5,202.56	21,797.44	19.27
505-5081 LEGAL EXPENSE CODIFY CITY ORD	5,000.00	0.00	0.00	5,000.00	0.00
505-5090 LCAD EXPENSE	16,382.00	0.00	7,936.50	8,445.50	48.45
505-5100 MEETINGS-EDUCATION EXPENSE	10,000.00	67.53	2,859.31	7,140.69	28.59
505-5101 TML CONFERENCE CITY COUNCIL	8,000.00	0.00	2,666.24	5,333.76	33.33
505-5105 ASSOCIATION DUES EXPENSE	1,700.00	0.00	1,218.97	481.03	71.70
505-5110 ADMIN OFFICE SUPPLIES	8,500.00	439.25	2,521.73	5,978.27	29.67
505-5120 POSTAGE EXPENSE	5,200.00	320.99	2,055.41	3,144.59	39.53
505-5130 PUBLIC RELATIONS EXPENSE	7,000.00	843.72	1,461.70	5,538.30	20.88
505-5140 OFFICE UTILITY EXPENSE	10,500.00	340.91	5,226.36	5,273.64	49.77
505-5150 OFFICE TELEPHONE EXPENSE	12,000.00	573.42	3,206.78	8,793.22	26.72
505-5155 SECURITY SYSTEM	9,000.00	30.00	180.00	8,820.00	2.00
505-5160 SCHOLARSHIP GRANT	0.00	0.00	310.00	310.00	0.00
505-5170 MILEAGE REIMBURSEMENT	500.00	0.00	408.80	91.20	81.76
505-5175 CREDIT CARD FEE EXPENSE	8,000.00	0.00	3,339.61	4,660.39	41.75
505-5180 OTHER USES OF FUNDS	0.00	0.00	0.00	0.00	0.00
505-5300 CAPITAL OUTLAY	0.00	0.00	0.00	0.00	0.00
 TOTAL ADMINISTRATION	 445,601.00	 28,301.76	 206,992.12	 238,608.88	 46.45

CITY OF RANSOM CANYON
REVENUE & EXPENSE REPORT (UNAUDITED)
AS OF: MARCH 31ST, 2022

01 -GENERAL FUND

OPERATIONS

EXPENDITURES

	CURRENT BUDGET	CURRENT PERIOD	YEAR TO DATE ACTUAL	BUDGET BALANCE	% OF BUDGET
506-6000 PAYROLL	158,000.00	4,443.55	41,127.42	116,872.58	26.03
506-6010 DUES AND FEES EXPENSE	1,400.00	0.00	458.96	941.04	32.78
506-6015 OPERATIONS SCHOOL EXPENSE	12,500.00	0.00	1,691.52	10,808.48	13.53
506-6016 OPERATIONS CELL PHONE	6,000.00	221.25	1,107.30	4,892.70	18.46
506-6020 ENGINEERING EXPENSE	17,000.00	0.00	18,457.58	1,457.58	108.57
506-6030 BUILDING INSPECTION EXPENSE	6,000.00	150.00	1,950.00	4,050.00	32.50
506-6040 GARBAGE CONTRACT EXPENSE	120,000.00	8,429.72	47,963.28	72,036.72	39.97
506-6050 GAS AND OIL EXPENSE	13,000.00	1,092.01	7,180.31	5,819.69	55.23
506-6055 MILEAGE REIMBURSEMENT	3,000.00	346.91	1,031.39	1,968.61	34.38
506-6060 SHOP MATERIALS EXPENSE	2,000.00	25.00	446.02	1,553.98	22.30
506-6080 BUILDING REPAIR EXPENSE	10,000.00	1,898.40	8,486.77	1,513.23	84.87
506-6100 EQUIPMENT REPAIR EXPENSE	8,000.00	0.00	536.66	7,463.34	6.71
506-6110 SMALL TOOLS EXPENSE	500.00	0.00	29.95	470.05	5.99
506-6120 UNIFORMS EXPENSE	6,800.00	403.65	2,274.03	4,525.97	33.44
506-6150 JOHN DEERE EXPENSE	0.00	0.00	0.00	0.00	0.00
506-6160 EQUIPMENT PURCHASE EXPENSE	8,000.00	0.00	713.04	7,286.96	8.91
506-6170 MOSQUITO SPRAY GROUND	7,500.00	0.00	0.00	7,500.00	0.00
506-6171 MOSQUITO SPRAY AIR	13,000.00	0.00	0.00	13,000.00	0.00
506-6175 DUMP TRUCK REPAIR	0.00	0.00	0.00	0.00	0.00
506-6200 WORKERS COMP INSURANCE	10,780.00	0.00	0.00	10,780.00	0.00
506-6210 AUTO & APD INSURANCE	4,284.00	0.00	4,241.39	42.61	99.01
506-6220 GENERAL /E&O LIABILITY INS	2,018.00	0.00	2,018.00	0.00	100.00
506-6230 REAL/PERSONAL/MOBILE PROP INS	5,830.00	0.00	5,830.00	0.00	100.00
506-6300 CAPITAL OUTLAY	0.00	0.00	0.00	0.00	0.00
TOTAL OPERATIONS	415,612.00	17,010.49	145,543.62	270,068.38	35.02

CITY OF RANSOM CANYON
REVENUE & EXPENSE REPORT (UNAUDITED)
AS OF: MARCH 31ST, 2022

01 -GENERAL FUND

FIRE DEPARTMENT

EXPENDITURES

		CURRENT BUDGET	CURRENT PERIOD	YEAR TO DATE ACTUAL	BUDGET BALANCE	% OF BUDGET
07-7020	COMPUTER EXPENSE	1,500.00	29.99	841.95	658.05	56.13
07-7030	DUES EXPENSE	575.00	0.00	47.00	528.00	8.17
07-7040	EDUCATION EXPENSE	3,500.00	658.00	952.00	2,548.00	27.20
07-7045	LUBBOCK COUNTY GRANT	10,300.00	0.00	0.00	10,300.00	0.00
07-7050	EQUIPMENT EXPENSE	3,000.00	65.18	1,595.13	1,404.87	53.17
07-7055	SUPPLIES	0.00	0.00	345.22	345.22	0.00
07-7060	AUTO & APD INSURANCE EXPENSE	2,862.00	0.00	2,806.85	55.15	98.07
07-7061	REAL & PERSONAL PROP INSURANC	3,161.00	0.00	3,265.44	104.44	103.30
07-7065	TANKER TRUCK PAYMENT	0.00	0.00	0.00	0.00	0.00
07-7070	WORKERS COMP INSURANCE	631.00	0.00	452.00	179.00	71.63
07-7080	MEDICAL EQUIPMENT EXPENSE	3,000.00	1,293.74	1,293.74	1,706.26	43.12
07-7090	PERSONAL EQUIPMENT EXPENSE	2,500.00	0.00	0.00	2,500.00	0.00
07-7100	RADIO REPAIR EXPENSE	3,000.00	0.00	445.18	2,554.82	14.84
07-7140	BUILDING UTILITIES EXPENSE	7,000.00	342.76	3,371.34	3,628.66	48.16
07-7145	FIRE STATION BUILDING REPAIR	3,000.00	1,529.48	1,679.48	1,320.52	55.98
07-7150	TELEPHONE EXPENSE	2,000.00	101.34	609.48	1,390.52	30.47
07-7160	VEHICLE REPAIR EXPENSE	17,000.00	0.00	1,009.94	15,990.06	5.94
07-7170	BUNKER GEAR CAPITAL EXP	0.00	0.00	0.00	0.00	0.00
07-7190	INTEREST EXPENSE ASB	0.00	0.00	0.00	0.00	0.00

TOTAL FIRE DEPARTMENT		63,029.00	4,020.49	18,714.75	44,314.25	29.69
-----------------------	--	-----------	----------	-----------	-----------	-------

CITY OF RANSOM CANYON
REVENUE & EXPENSE REPORT (UNAUDITED)
AS OF: MARCH 31ST, 2022

1 -GENERAL FUND

LIBRARY

EXPENDITURES

	CURRENT BUDGET	CURRENT PERIOD	YEAR TO DATE ACTUAL	BUDGET BALANCE	% OF BUDGET
08-8020 PAYROLL	22,280.00	1,856.00	11,136.00	11,144.00	49.98
08-8030 LIBRARY PROGRAMS EXPENSE	9,500.00	657.84	3,216.70	6,283.30	33.86
08-8035 CH FOUNDATION GRANT	0.00	0.00	0.00	0.00	0.00
08-8140 UTILITIES EXPENSE	2,400.00	130.00	1,129.31	1,270.69	47.05
08-8145 Building Repair	0.00	0.00	0.00	0.00	0.00
08-8150 TELEPHONE EXPENSE	1,245.00	103.93	625.02	619.98	50.20
08-8160 WORKERS COMP INSURANCE	93.00	0.00	91.00	2.00	97.85
 TOTAL LIBRARY	 35,518.00	 2,747.77	 16,198.03	 19,319.97	 45.61

CITY OF RANSOM CANYON
REVENUE & EXPENSE REPORT (UNAUDITED)
AS OF: MARCH 31ST, 2022

01 -GENERAL FUND
POLICE DEPARTMENT
EXPENDITURES

	CURRENT BUDGET	CURRENT PERIOD	YEAR TO DATE ACTUAL	BUDGET BALANCE	% OF BUDGET
09-9000 PAYROLL	285,390.00	23,366.05	145,095.56	140,294.44	50.84
09-9010 AMMO EXPENSE	3,000.00	0.00	0.00	3,000.00	0.00
09-9015 ANIMAL CONTROL	150.00	25.00	25.00	125.00	16.67
09-9020 DUES EXPENSE	400.00	45.00	345.79	54.21	86.45
09-9030 EDUCATION EXPENSE	3,500.00	0.00	1,676.14	1,823.86	47.89
09-9040 EMT EDUCATION EXPENSE	0.00	0.00	0.00	0.00	0.00
09-9041 EMERGENCY MGT TRAINING	1,500.00	0.00	0.00	1,500.00	0.00
09-9050 GAS OIL EXPENSE	9,000.00	1,174.67	4,927.33	4,072.67	54.75
09-9055 MILEAGE REIMBURSEMENT	0.00	0.00	0.00	0.00	0.00
09-9060 AUTO & APD INSURANCE EXPENSE	1,895.00	0.00	1,858.99	36.01	98.10
09-9065 LAW ENFORCEMENT LIABILITY INS	2,744.00	0.00	3,743.60	999.60	136.43
09-9066 E&O/REAL & PERSONAL PROP INS	4,940.00	0.00	5,229.00	289.00	105.85
09-9067 WORKERS COMP INSURANCE	9,500.00	0.00	8,412.21	1,087.79	88.55
09-9070 CELL PHONE EXPENSE	4,750.00	699.30	1,708.46	3,041.54	35.97
09-9090 OFFICE SUPPLY EXPENSE	500.00	0.00	84.17	415.83	16.83
09-9110 SMALL EQUIPMENT EXPENSE	3,000.00	0.00	1,421.64	1,578.36	47.39
09-9130 RADIO REPAIR EXPENSE	3,000.00	0.00	0.00	3,000.00	0.00
09-9150 TELEPHONE EXPENSE	2,000.00	105.62	644.26	1,355.74	32.21
09-9160 VEHICLE REPAIR EXPENSE	6,000.00	605.75	3,904.89	2,095.11	65.08
09-9170 CAMERA EXPENSE	0.00	0.00	0.00	0.00	0.00
09-9175 SURVEILLANCE VIDEO CAMERAS	2,000.00	0.00	0.00	2,000.00	0.00
09-9180 COMPUTER EXPENSE	5,500.00	34.26	7,100.93	1,600.93	129.11
09-9200 UNIFORM EXPENSE	1,750.00	332.66	1,398.87	351.13	79.94
09-9210 BOAT MAINTENANCE EXPENSE	500.00	0.00	3,057.32	2,557.32	611.46
09-9215 05 POLICE VEH PAYMENT	0.00	0.00	0.00	0.00	0.00
09-9220 LAKE REPAIR & MAINT EXPENSE	750.00	0.00	0.00	750.00	0.00
09-9221 COMMUNITY EVENTS EXPENSE	2,500.00	50.00	1,217.80	1,282.20	48.71
09-9230 INTEREST EXPENSE - FMCC	0.00	0.00	0.00	0.00	0.00
09-9240 BULLET PROOF VEST MATCH	0.00	0.00	0.00	0.00	0.00
09-9300 CAPITAL OUTLAY	0.00	0.00	0.00	0.00	0.00
 TOTAL POLICE DEPARTMENT	 354,269.00	 26,438.31	 191,851.96	 162,417.04	 54.15

CITY OF RANSOM CANYON
REVENUE & EXPENSE REPORT (UNAUDITED)
AS OF: MARCH 31ST, 2022

PAGE: 10

1 -GENERAL FUND
SEWER DEPARTMENT
EXPENDITURES

		CURRENT BUDGET	CURRENT PERIOD	YEAR TO DATE ACTUAL	BUDGET BALANCE	% OF BUDGET
10-1000	CHEMICAL EXPENSE	6,000.00	312.56	2,349.67	3,650.33	39.16
10-1001	PAYROLL	87,000.00	7,672.44	45,706.77	41,293.23	52.54
10-1005	PERMIT INSPECTION EXPENSE	2,500.00	0.00	1,250.00	1,250.00	50.00
10-1010	LAB EXPENSE	5,000.00	318.00	1,321.00	3,679.00	26.42
10-1014	UTILITY EXPENSE	42,000.00	3,316.93	16,044.70	25,955.30	38.20
10-1016	SEWER SLUDGE HAULING	2,000.00	0.00	182.55	1,817.45	9.13
10-1020	REPAIR EXPENSE	18,000.00	336.46	1,954.58	16,045.42	10.86
10-1025	SEWER PLANT WATER EXPENSE	0.00	0.00	0.00	0.00	0.00
10-1100	WORKERS COMP INSURANCE	2,573.00	0.00	2,355.84	217.16	91.56
TOTAL SEWER DEPARTMENT		165,073.00	11,956.39	71,165.11	93,907.89	43.11

REVENUE & EXPENSE REPORT (UNAUDITED)

AS OF: MARCH 31ST, 2022

11 -GENERAL FUND

ROADS AND GROUNDS DEPT

EXPENDITURES

	CURRENT BUDGET	CURRENT PERIOD	YEAR TO DATE ACTUAL	BUDGET BALANCE	% OF BUDGET
11-1000 PAYROLL	81,773.00	2,139.06	37,415.23	44,357.77	45.75
11-1100 STREET SWEEPING EXPENSE	7,000.00	0.00	1,350.00	5,650.00	19.29
11-1101 CONTRACT ROAD REPAIR EXPENSE	2,000.00	0.00	0.00	2,000.00	0.00
11-1110 EQUIPMENT REPAIR	2,000.00	700.00	1,266.92	733.08	63.35
11-1115 GROUNDS MAINTENANCE EXPENSE	7,000.00	0.00	(572.00)	7,572.00	8.17
11-1120 MATERIALS & SUPPLIES EXPENSE	3,000.00	309.80	890.86	2,109.14	29.70
11-1124 STREET SIGNS EXPENSE	1,300.00	0.00	300.80	999.20	23.14
11-1130 TREE TRIMMING EXPENSE	2,000.00	0.00	0.00	2,000.00	0.00
11-1140 PARK EXPENSES	8,000.00	0.00	2,134.93	5,865.07	26.69
11-1300 CAPITAL OUTLAY	0.00	0.00	0.00	0.00	0.00
TOTAL ROADS AND GROUNDS DEPT	114,073.00	3,148.86	42,786.74	71,286.26	37.51

CITY OF RANSOM CANYON
REVENUE & EXPENSE REPORT (UNAUDITED)
AS OF: MARCH 31ST, 2022

1 -GENERAL FUND

WATER DEPARTMENT

EXPENDITURES

		CURRENT BUDGET	CURRENT PERIOD	YEAR TO DATE ACTUAL	BUDGET BALANCE	% OF BUDGET
12-1000	PAYROLL	68,700.00	5,986.18	35,406.64	33,293.36	51.54
12-1200	WATER SYSTEM PERMIT FEES	1,600.00	0.00	1,345.08	254.92	84.07
12-1205	LAB EXPENSE	2,000.00	0.00	980.70	1,019.30	49.04
12-1210	LP&L PURCHASE	370,000.00	18,706.16	127,067.36	242,932.64	34.34
12-1214	UTILITIES EXPENSE	4,000.00	847.00	3,284.00	716.00	82.10
12-1215	WATER METER EXPENSE	3,000.00	18.57	1,228.72	1,771.28	40.96
12-1220	REPAIR EXPENSE	9,000.00	41.97	1,357.11	7,642.89	15.08
12-6155	PICKUP LEASE EXPENSE	0.00	0.00	0.00	0.00	0.00
12-6160	TAIL GATE LIFT	0.00	0.00	0.00	0.00	0.00
12-6165	TANK INSPECTION	800.00	0.00	0.00	800.00	0.00
TOTAL WATER DEPARTMENT		459,100.00	25,599.88	170,669.61	288,430.39	37.17

CITY OF RANSOM CANYON
REVENUE & EXPENSE REPORT (UNAUDITED)
AS OF: MARCH 31ST, 2022

PAGE: 11

11 -GENERAL FUND
PAYROLL DEPARTMENT
EXPENDITURES

	CURRENT BUDGET	CURRENT PERIOD	YEAR TO DATE ACTUAL	BUDGET BALANCE	% OF BUDGET
513-1301 ADMINISTRATION EXPENSE	0.00	0.00	0.00	0.00	0.00
513-1302 OPERATIONS EXPENSE	0.00	0.00	0.00	0.00	0.00
513-1303 POLICE EXPENSE	0.00	0.00	0.00	0.00	0.00
513-1304 MEDICAL INSURANCE EXPENSE	0.00	0.00	0.00	0.00	0.00
513-1306 LONGEVITY EXPENSE	0.00	0.00	0.00	0.00	0.00
513-1310 PAYROLL SERVICE EXPENSE	0.00	0.00	0.00	0.00	0.00
513-1311 PAYROLL TAX EXPENSE	0.00	0.00	0.00	0.00	0.00
513-1325 TMRS EXPENSE	0.00	0.00	0.00	0.00	0.00
513-1350 WORKERS COMP EXPENSE	0.00	0.00	0.00	0.00	0.00
513-1355 POLICE WORKERS COMP EXPENSE	0.00	0.00	0.00	0.00	0.00
513-1360 CITY SEC FUEL REIMBURSEMENT	0.00	0.00	0.00	0.00	0.00
 TOTAL PAYROLL DEPARTMENT	 0.00	 0.00	 0.00	 0.00	 0.00

CITY OF RANSOM CANYON
REVENUE & EXPENSE REPORT (UNAUDITED)
AS OF: MARCH 31ST, 2022

PAGE: 14

1 -GENERAL FUND
EMERGENCY OPS CENTER
EXPENDITURES

	CURRENT BUDGET	CURRENT PERIOD	YEAR TO DATE ACTUAL	BUDGET BALANCE	% OF BUDGET
14-1405 EMERGENCY OPERATIONS CENTER	23,000.00	151.42	781.92	22,218.08	3.40
14-1410 EOC SIREN	4,875.00	0.00	0.00	4,875.00	0.00
TOTAL EMERGENCY OPS CENTER	27,875.00	151.42	781.92	27,093.08	2.81

CITY OF RANSOM CANYON
REVENUE & EXPENSE REPORT (UNAUDITED)
AS OF: MARCH 31ST, 2022

01 -GENERAL FUND

CAPITAL EXPENDITURES

EXPENDITURES

	CURRENT BUDGET	CURRENT PERIOD	YEAR TO DATE ACTUAL	BUDGET BALANCE	% OF BUDGET
520-4900 BUDGETED SURPLUS TRANSFER	0.00	0.00	0.00	0.00	0.00
520-4910 CONSTRUCTION SAVINGS	0.00	0.00	0.00	0.00	0.00
520-4920 OPERATING RESERVE	0.00	0.00	0.00	0.00	0.00
520-5000 POLICE DEPT VEHICLE	0.00	0.00	0.00	0.00	0.00
520-5005 DAM REPAIR	0.00	0.00	0.00	0.00	0.00
520-5007 E LAKE SHORE DR SAVINGS PLAN	0.00	0.00	0.00	0.00	0.00
520-5008 DEBT PMT SEWER LINE REPAIR	0.00	0.00	0.00	0.00	0.00
520-5009 POLICE VEHICLE	0.00	0.00	0.00	0.00	0.00
520-5010 SEAL COAT/STREET REPAIRS	185,500.00	0.00	20,087.05	165,412.95	10.83
520-5011 SEWER JETTER	0.00	0.00	0.00	0.00	0.00
520-5012 OPERATIONS VEHICLE	0.00	0.00	0.00	0.00	0.00
520-5015 CITY HALL DEBT PAYMENT	0.00	0.00	0.00	0.00	0.00
520-5016 CITY HALL	0.00	0.00	0.00	0.00	0.00
520-5017 CITY HALL REPAIRS/FURNITURE	0.00	0.00	0.00	0.00	0.00
520-5027 SHREDDER	0.00	0.00	0.00	0.00	0.00
520-5028 SECO GRANT CITY HALL WINDOWS	0.00	0.00	0.00	0.00	0.00
520-5029 WATER & SEWER LINE REPAIR	0.00	0.00	0.00	0.00	0.00
520-5030 WATER TANK REPAIR CIP	710,000.00	39,654.00	110,678.56	599,321.44	15.59
520-5071 SEWER PLANT MUFFLER REPAIR	0.00	0.00	0.00	0.00	0.00
520-5072 SEWER REPAIR ENGINEERING	0.00	0.00	0.00	0.00	0.00
520-5073 SEWER PLANT REHABILITATION	2,000,000.00	0.00	21,224.25	1,978,775.75	1.06
520-5080 ROOSEVELT WATER LINE	0.00	0.00	0.00	0.00	0.00
520-5081 FERRARA FIRE TRUCKS (2)	0.00	0.00	0.00	0.00	0.00
520-5085 WATER SYSTEM VAULT & VALVE FR	0.00	0.00	0.00	0.00	0.00
520-5090 MASTER CONTROL VALVE	0.00	0.00	0.00	0.00	0.00
520-5095 ISOLATION VALVE FRONT ROAD VA	0.00	0.00	0.00	0.00	0.00
520-5101 LEGAL/ENGINEERING,CCN/WATERLI	0.00	0.00	0.00	0.00	0.00
520-5102 ENGINEERING, ZONING CODE	0.00	0.00	0.00	0.00	0.00
520-5120 CROFOOT VAULT & METER	0.00	0.00	0.00	0.00	0.00
520-5150 PRUSSURE SUSTAINING VALVES-FR	0.00	0.00	0.00	0.00	0.00
520-5160 CAMERA SYSTEMS	0.00	0.00	0.00	0.00	0.00
520-5200 GARAGE ADDITION	0.00	0.00	0.00	0.00	0.00
520-5300 WATER METER REPLACEMENT PROG	0.00	0.00	0.00	0.00	0.00
520-5400 DUMP TRAILER	0.00	0.00	0.00	0.00	0.00
520-5500 POLICE VEHICLE JAG GRANT	0.00	0.00	0.00	0.00	0.00
520-5600 METAL DETECTOR	0.00	0.00	0.00	0.00	0.00
520-5700 SKID LOADER	0.00	0.00	0.00	0.00	0.00
520-5701 VACTRON	57,000.00	0.00	56,388.45	611.55	98.93
520-5800 BUFFALO FLOW METER	0.00	0.00	0.00	0.00	0.00
520-5810 EMERGENCY ROAD	0.00	0.00	0.00	0.00	0.00
520-5811 LAWN MOWER	0.00	0.00	0.00	0.00	0.00
520-5812 LAND ACQUISITION	25,000.00	0.00	25,550.53	550.53	102.20
520-5813 FIRE TRUCK	47,200.00	0.00	35,286.00	11,914.00	74.76
TOTAL CAPITAL EXPENDITURES	3,024,700.00	39,654.00	269,214.84	2,755,485.16	8.90

CITY OF RANSOM CANYON
REVENUE & EXPENSE REPORT (UNAUDITED)
AS OF: MARCH 31ST, 2022

01 -GENERAL FUND

BONDS

EXPENDITURES

	CURRENT BUDGET	CURRENT PERIOD	YEAR TO DATE ACTUAL	BUDGET BALANCE	% OF BUDGET
45-4500 BOND PRINCIPAL EXPENSE	130,000.00	0.00	130,000.00	0.00	100.00
45-5000 BOND INTEREST EXPENSE	100,647.00	0.00	50,758.75	49,888.25	50.43
45-5001 NOTE INTEREST	0.00	0.00	0.00	0.00	0.00
45-5010 BOND SERVICING FEE	1,000.00	0.00	600.00	400.00	60.00
45-5015 Amortization	0.00	0.00	0.00	0.00	0.00
45-6000 Depreciation	0.00	0.00	0.00	0.00	0.00
 TOTAL BONDS	 231,647.00	 0.00	 181,358.75	 50,288.25	 78.29
 TOTAL EXPENDITURES	 5,345,697.00	 159,049.32	 1,316,640.38	 4,029,056.62	 24.63
	=====	=====	=====	=====	=====
REVENUES OVER/(UNDER) EXPENDITURES	0.00 (33,585.24)	635,358.62 (635,358.62)	0.00
	=====	=====	=====	=====	=====

*** END OF REPORT ***

VENDOR SET: 01 City of Ransom Canyon
 BANK: * ALL BANKS
 DATE RANGE: 3/01/2022 THRU 3/31/2022

VENDOR I.D.	NAME	STATUS	CHECK DATE	INVOICE AMOUNT	DISCOUNT	CHECK NO	CHECK STATUS	CHECK AMOUNT
C-CHECK	VOID CHECK	V	3/04/2022			018976		
C-CHECK	VOID CHECK	V	3/31/2022			019007		

* * T O T A L S * *	NO	INVOICE AMOUNT	DISCOUNTS	CHECK AMOUNT
REGULAR CHECKS:	0	0.00	0.00	0.00
HAND CHECKS:	0	0.00	0.00	0.00
DRAFTS:	0	0.00	0.00	0.00
EFT:	0	0.00	0.00	0.00
NON CHECKS:	0	0.00	0.00	0.00
VOID CHECKS:	2 VOID DEBITS	0.00		
	VOID CREDITS	0.00	0.00	0.00

TOTAL ERRORS: 0

VENDOR SET: 01 BANK: *	TOTALS:	NO	INVOICE AMOUNT	DISCOUNTS	CHECK AMOUNT
		2	0.00	0.00	0.00
BANK: *	TOTALS:	2	0.00	0.00	0.00

ENDOR SET: 01 City of Ransom Canyon

BANK: APCO AP CITIZENS OPERATING

DATE RANGE: 3/01/2022 THRU 3/31/2022

ENDOR I.D.	NAME	STATUS	CHECK DATE	INVOICE AMOUNT	DISCOUNT	CHECK NO	CHECK STATUS	CHECK AMOUNT
1770	ANGELIA FIKES							
I-3152022L	ANGELIA FIKES	E	3/15/2022	928.00		000127		928.00
1770	ANGELIA FIKES							
I-03312022L	ANGELIA FIKES	E	3/31/2022	928.00		000128		928.00
1023	COMPUTER TRANSITION SERVICES,							
I-202203036414	COMPUTER TRANSITION SERVICES,	R	3/04/2022	1,757.34		018959		1,757.34
1032	GERMBLAST							
I-106196	GERMBLAST	R	3/04/2022	575.00		018960		575.00
1056	TAS UNITED							
I-9138067195-020122	TAS UNITED	R	3/04/2022	99.32		018961		99.32
1080	AFLAC							
I-393301	AFLAC	R	3/04/2022	263.44		018962		263.44
1200	BARNES & NOBLE							
I-4220804	BARNES & NOBLE	R	3/04/2022	55.93		018963		55.93
1600	DPC INDUSTRIES, INC							
I-757000341-22	DPC INDUSTRIES, INC	R	3/04/2022	232.56		018964		232.56
1300	O D KENNEY							
I-202203036415	O D KENNEY	R	3/04/2022	263.86		018965		263.86
1470	PITNEY BOWES PURCHASE PWR							
I-202203026409	PITNEY BOWES PURCHASE PWR	R	3/04/2022	320.99		018966		320.99
1640	SOUTH PLAINS ELECTRIC							
I-1171204	SOUTH PLAINS ELECTRIC	R	3/04/2022	5,032.75		018967		5,032.75
1650	SOUTH PLAINS TELEPHONE							
I-202203036410	SOUTH PLAINS TELEPHONE	R	3/04/2022	671.24		018968		671.24
1810	TML EMPLOYEE BENEFITS POOL							
I-202203036413	TML EMPLOYEE BENEFITS POOL	R	3/04/2022	11,378.64		018969		11,378.64
2520	DISH NETWORK							
I-202203046420	DISH NETWORK	R	3/04/2022	89.69		018970		89.69
3440	AREA WIDE INSPECTION SERVICE							
I-2619	AREA WIDE INSPECTION SERVICE	R	3/04/2022	150.00		018971		150.00

VENDOR SET: 01 City of Ransom Canyon

BANK: APCO AP CITIZENS OPERATING

DATE RANGE: 3/01/2022 THRU 3/31/2022

VENDOR I.D.	NAME	STATUS	CHECK DATE	INVOICE AMOUNT	DISCOUNT	CHECK NO	CHECK STATUS	CHECK AMOUNT
1700	EUROFINS XENCO LLC							
I-8200003131	EUROFINS XENCO LLC	R	3/04/2022	117.00		018972		117.00
1710	AT&T MOBILITY							
I-02232022	AT&T MOBILITY	R	3/04/2022	624.31		018973		624.31
1460	ROBERT MCCARVER							
I-202203036411	ROBERT MCCARVER	R	3/04/2022	177.84		018974		177.84
1560	SAM'S CLUB MASTERCARD							
I-202203046417	SAM'S CLUB MASTERCARD	R	3/04/2022	3,724.79		018975		3,724.79
1620	SLATON GAS & EQUIPMENT CO.							
I-76858	SLATON GAS & EQUIPMENT CO.	R	3/04/2022	2,184.02		018977		2,184.02
1720	PARKHILL SMITH & COOPER							
I-017623621.00-7	PARKHILL SMITH & COOPER	R	3/04/2022	39,654.00		018978		39,654.00
1040	TEXAS WATER UTILITIES ASSOCIAT							
I-00107	TEXAS WATER UTILITIES ASSOCIAT	R	3/04/2022	50.00		018979		50.00
1790	WALKER SIMS OIL COMPANY							
I-47457	WALKER SIMS OIL COMPANY	R	3/04/2022	217.50		018980		217.50
1280	AQUAONE							
I-342988	AQUAONE	R	3/04/2022	42.50		018981		42.50
1460	MARY ANN CROW							
I-202203046421	MARY ANN CROW	R	3/04/2022	500.00		018982		500.00
1510	ELENA QUINTANILLA							
I-202203046418	ELENA QUINTANILLA	R	3/04/2022	49.35		018983		49.35
1540	PB MATERIALS							
I-202203036416	PB MATERIALS	R	3/04/2022	309.80		018984		309.80
1630	LEE JONES							
I-202203036412	LEE JONES	R	3/04/2022	102.38		018985		102.38
1640	SLATCO							
I-202203046419	SLATCO	R	3/04/2022	244.10		018986		244.10
1700	CSI: LUBBOCK							
I-12390	CSI: LUBBOCK	R	3/04/2022	30.00		018987		30.00

VENDOR SET: 01 City of Ransom Canyon

BANK: APCO AP CITIZENS OPERATING

DATE RANGE: 3/01/2022 THRU 3/31/2022

VENDOR I.D.	NAME	STATUS	CHECK DATE	INVOICE AMOUNT	DISCOUNT	CHECK NO	CHECK STATUS	CHECK AMOUNT
1091	WORLDPOINT							
I-421136040-1	WORLDPOINT	R	3/11/2022	1,220.75		018989		1,220.75
1022	SOUTH PLAINS POLICE CHIEF ASSO							
I-202203176426	SOUTH PLAINS POLICE CHIEF ASSO	R	3/17/2022	45.00		018990		45.00
1360	CAPROCK WASTE - MUNICIPAL SERV							
I-2160758V114	CAPROCK WASTE - MUNICIPAL SERV	R	3/17/2022	7,845.00		018991		7,845.00
1600	DPC INDUSTRIES, INC							
I-DE75000448-22	DPC INDUSTRIES, INC	R	3/17/2022	80.00		018992		80.00
1980	PREMIER WATERWORKS, INC							
I-2006750	PREMIER WATERWORKS, INC	R	3/17/2022	676.36		018993		676.36
1570	SIGNS ON THE GO							
I-140456	SIGNS ON THE GO	R	3/17/2022	845.49		018994		845.49
1700	EUROFINS XENCO LLC							
I-202203176428	EUROFINS XENCO LLC	R	3/17/2022	201.00		018995		201.00
1300	CAPROCK WASTE - ROLL OFF							
I-21607006V114	CAPROCK WASTE - ROLL OFF	R	3/17/2022	584.72		018996		584.72
5460	ROBERT MCCARVER							
I-202203176423	ROBERT MCCARVER	R	3/17/2022	66.69		018997		66.69
5660	TYLER TECHNOLOGIES							
I-025-370944	TYLER TECHNOLOGIES	R	3/17/2022	1,519.85		018998		1,519.85
5700	LUBBOCK AVALANCHE JOURNAL							
I-202203176427	LUBBOCK AVALANCHE JOURNAL	R	3/17/2022	529.00		018999		529.00
7200	CITY OF LUBBOCK UTILITIES WATE							
I-202203176425	CITY OF LUBBOCK UTILITIES WATE	R	3/17/2022	18,706.16		019000		18,706.16
9060	BOJORQUEZ LAW FIRM, PC							
I-10345	BOJORQUEZ LAW FIRM, PC	R	3/17/2022	295.40		019001		295.40
9450	COMMERCIAL ELECTRIC							
I-15146	COMMERCIAL ELECTRIC	R	3/17/2022	323.67		019002		323.67
9980	ARAMARK							
I-202203176424	ARAMARK	R	3/17/2022	450.95		019003		450.95

ENDOR SET: 01 City of Ransom Canyon
ANK: APCO AP CITIZENS OPERATING
DATE RANGE: 3/01/2022 THRU 3/31/2022

ENDOR I.D.	NAME	STATUS	CHECK DATE	INVOICE AMOUNT	DISCOUNT	CHECK NO	CHECK STATUS	CHECK AMOUNT
930	RC VOLUNTEER FIRE DEPT.							
I-202203236429	RC VOLUNTEER FIRE DEPT.	R	3/23/2022	760.98		019004		760.98

* * T O T A L S * *	NO	INVOICE AMOUNT	DISCOUNTS	CHECK AMOUNT
REGULAR CHECKS:	44	103,069.37	0.00	103,069.37
HAND CHECKS:	0	0.00	0.00	0.00
DRAFTS:	0	0.00	0.00	0.00
EFT:	2	1,856.00	0.00	1,856.00
NON CHECKS:	0	0.00	0.00	0.00
VOID CHECKS:	0 VOID DEBITS	0.00		
	VOID CREDITS	0.00	0.00	

TOTAL ERRORS: 0

	NO	INVOICE AMOUNT	DISCOUNTS	CHECK AMOUNT
VENDOR SET: 01 BANK: APCO TOTALS:	46	104,925.37	0.00	104,925.37
BANK: APCO TOTALS:	46	104,925.37	0.00	104,925.37

VENDOR SET: 01 City of Ransom Canyon

BANK: PY PAYROLL LIABILITIES

DATE RANGE: 3/01/2022 THRU 3/31/2022

VENDOR I.D.	NAME	STATUS	CHECK DATE	INVOICE AMOUNT	DISCOUNT	CHECK NO	CHECK STATUS	CHECK AMOUNT
100	INTERNAL REVENUE SERVICE - IRS							
I-T1 202203116422	FEDERAL WITHHOLDING	D	3/15/2022	1,620.99		000125		
I-T3 202203116422	SOCIAL SECURITY PAYABLE	D	3/15/2022	2,644.10		000125		
I-T4 202203116422	MEDICARE PAYABLE	D	3/15/2022	618.38		000125		4,883.47
100	INTERNAL REVENUE SERVICE - IRS							
I-T1 202203296430	FEDERAL WITHHOLDING	D	3/31/2022	1,776.76		000126		
I-T3 202203296430	SOCIAL SECURITY PAYABLE	D	3/31/2022	2,837.92		000126		
I-T4 202203296430	MEDICARE PAYABLE	D	3/31/2022	663.72		000126		5,278.40
1340	OFFICE OF THE TEXAS ATTORNEY G							
I-C02202203116422	RI# 0013095172B398711407	R	3/15/2022	392.45		018988		392.45
1340	OFFICE OF THE TEXAS ATTORNEY G							
I-C02202203296430	RI# 0013095172B398711407	R	3/31/2022	392.45		019005		392.45
1940	TEXAS MUNICIPAL RETIREMEN							
I-RET202203116422	TMRS PAYABLE	R	3/31/2022	4,642.89		019006		
I-RET202203296430	TMRS PAYABLE	R	3/31/2022	4,964.81		019006		9,607.70
1026	AXA-Equitable							
I-AXA202203116422	457 Deferred Compensation	R	3/31/2022	100.00		019008		
I-AXA202203296430	457 Deferred Compensation	R	3/31/2022	100.00		019008		200.00

* * T O T A L S * *

NO	INVOICE AMOUNT	DISCOUNTS	CHECK AMOUNT
4	10,592.60	0.00	10,592.60
0	0.00	0.00	0.00
2	10,161.87	0.00	10,161.87
0	0.00	0.00	0.00
0	0.00	0.00	0.00
0 VOID DEBITS	0.00		
VOID CREDITS	0.00	0.00	

TOTAL ERRORS: 0

VENDOR SET: 01	BANK: PY	TOTALS:	NO	INVOICE AMOUNT	DISCOUNTS	CHECK AMOUNT
			6	20,754.47	0.00	20,754.47
BANK: PY	TOTALS:		6	20,754.47	0.00	20,754.47
REPORT TOTALS:			52	125,679.84	0.00	125,679.84

SELECTION CRITERIA

VENDOR SET: 01-CITY OF RANSOM CANYON

VENDOR: ALL

BANK CODES: All

FUNDS: All

CHECK SELECTION

CHECK RANGE: 000000 THRU 999999

DATE RANGE: 3/01/2022 THRU 3/31/2022

CHECK AMOUNT RANGE: 0.00 THRU 999,999,999.99

INCLUDE ALL VOIDS: YES

PRINT OPTIONS

SEQUENCE: CHECK NUMBER

PRINT TRANSACTIONS: YES

PRINT G/L: NO

UNPOSTED ONLY: NO

EXCLUDE UNPOSTED: NO

ANNUAL ONLY: NO

SUB COMMENTS: NO

REPORT FOOTER: NO

CHECK STATUS: NO

PRINT STATUS: * - All

the 1990s, the number of people in the UK who are employed in the public sector has increased by 1.5 million, from 2.5 million in 1980 to 4 million in 1998 (Department of Health 1999).

There is a growing emphasis on the importance of the public sector in the provision of health care, and the need to ensure that the public sector is able to meet the needs of the population. This has led to a number of initiatives, including the establishment of the National Health Service (NHS) in 1948, and the creation of the Department of Health in 1998. The NHS is a public sector organization that provides health care to the population of the UK. The Department of Health is a government department that is responsible for the health of the population. The Department of Health has a number of functions, including the regulation of the NHS, the provision of health care, and the promotion of public health.

The Department of Health has a number of initiatives in place to ensure that the public sector is able to meet the needs of the population. These include the establishment of the NHS, the creation of the Department of Health, and the implementation of a number of policies and programs. The Department of Health is committed to ensuring that the public sector is able to provide high quality health care to the population, and to promoting public health.

The Department of Health has a number of initiatives in place to ensure that the public sector is able to meet the needs of the population. These include the establishment of the NHS, the creation of the Department of Health, and the implementation of a number of policies and programs. The Department of Health is committed to ensuring that the public sector is able to provide high quality health care to the population, and to promoting public health.

The Department of Health has a number of initiatives in place to ensure that the public sector is able to meet the needs of the population. These include the establishment of the NHS, the creation of the Department of Health, and the implementation of a number of policies and programs. The Department of Health is committed to ensuring that the public sector is able to provide high quality health care to the population, and to promoting public health.

The Department of Health has a number of initiatives in place to ensure that the public sector is able to meet the needs of the population. These include the establishment of the NHS, the creation of the Department of Health, and the implementation of a number of policies and programs. The Department of Health is committed to ensuring that the public sector is able to provide high quality health care to the population, and to promoting public health.

The Department of Health has a number of initiatives in place to ensure that the public sector is able to meet the needs of the population. These include the establishment of the NHS, the creation of the Department of Health, and the implementation of a number of policies and programs. The Department of Health is committed to ensuring that the public sector is able to provide high quality health care to the population, and to promoting public health.

Payment Information

\$	New Balance:	\$3,915.23
	Total Minimum Payment Due:	\$164.00
	Payment Due Date:	04/12/2022

Payments must be received by 5pm ET on 04/12/2022 if mailed, or by 11:59pm ET on 04/12/2022 for online and phone payments.

MEMBER SERVICE: For Account Information log on to SamsClubCredit.com/businesscard. This account is not registered. The authentication code is: 2UAR358. Or call toll-free 1-866-220-2760.

To make a payment, please visit us online or mail your payment using the coupon below. Payments are also accepted at your local CheckFreePay* or MoneyGram locations*. * Fees may apply.

RECEIVED

MAR 28 2022


Account Summary

Previous Balance as of 02/24/2022	\$3,724.79	Credit Limit	\$25,000
Payments	- 3,724.79	Available Credit	\$21,063
Purchases/Debits	+ 3,915.23	Cash Advance/Quick Cash Limit	\$5,000
New Balance as of 03/23/2022	\$3,915.23	Available Cash	\$5,000
28 Day Billing Cycle from 02/24/2022 to 03/23/2022			

Rewards Summary

Prior Rewards Earned	\$91.22
5% earned on Gas	\$4.30
3% earned on dining	\$1.02
1% earned on other purchases	\$37.95
Current Rewards Earned	\$134.49
2022 Rewards	\$134.49

Total Rewards earned 2022



- \$4.30 on Gas
- \$9.03 on Dining
- \$118.78 on other purchases
- \$2.38 on Sam's Club Purchases

Sam's Club® Mastercard®
Cash Back Rewards is now
sam's cash



New name. Same great rewards.

Sam's Club® Mastercard® Cash Back Rewards and Plus Cash Rewards, they're all Sam's Cash now.

Spend it. Save it. Cash it out!

NEW!

PAGE 2 of 5

Visit us at SamsClubCredit.com/businesscard or Call 1-866-220-2760

Transaction Detail

Date	Reference #	Description	Amount
Payments			-\$3,724.79
03/11	8556053ET01PKHVB	PAYMENT - THANK YOU	-\$3,724.79
		TOTAL [REDACTED] \$3,724.79	
Purchases and Other Debits			\$3,915.23
03/02	8545667ED566G4SRG	MARBLE AND CO LLC LUBBOCK TX	\$121.24
03/06	5543286EH5V4Z1LP0	AWEBER SYSTEMS INC 877 293 2371 PA	\$10.00
03/18	5542950EXLW5D5SYE	EB TML REGION 3 REGIO 801413/200 CA	\$120.00
		MARIA QUINTANILLA	
		TOTAL [REDACTED] \$251.24	
02/25	5548077E92MG7NQXR	ACADEMY SPORTS #268 LUBBOCK TX	\$139.99
03/02	0534588ED8PLDS92P	LUBBOCK BOLT AND SUPPL 806-762 2658 TX	\$49.40
03/08	5550036ELPM372PAA	AT&T 10394 X11C LUBBOCK TX	\$70.00
03/10	2545733EN000G39X8	PREP BLAST 615 6893546 TN	\$35.00
03/11	5550036FPPM33PRJ6	AT&T 10394 X11C LUBBOCK TX	\$50.00
03/17	5550036EXPM33SB0Z	AT&T 10394 X11C LUBBOCK TX	\$150.00
03/22	8556053F2016AH2QP	WALMART 000861 LUBBOCK TX	\$37.60
		SAM'S/WAL-MART PURCHASE(S)	
		HAROLD NEEDHAM	
		TOTAL [REDACTED] \$487.57	
02/27	7545491EAS66QRXKR	MIGHTY WASH 11 LUBBOCK TX	\$14.00
02/28	5270487EBLQGVFYJP	ADOBE ACROPRO SUBS 4085366000 CA	\$16.00
03/01	5542135EQVAL3EJV1	MCW298 INDIANA AVE LUBBOCK TX	\$12.00
03/03	0541019EF37GWMW76	LOVE S TRAVEL 00005892 LUBBOCK TX	\$86.00
03/07	7545491EKS66HVGX	MIGHTY WASH 9 LUBBOCK TX	\$9.00
03/08	8554402EM01EFH8B3	COPS PLUS 586-904 3593 MI	\$20.20
03/08	5542950EKML2VGYH1	BADGEANDWALLET.COM 9142361260 NY	\$80.00
03/08	5531020EK2DLOQBFE	AMZN MKTP US*1Z6HM9311 AMZN.COM/BILL WA	\$134.10
03/09	0541019EL20DS2NDT	FEDEX OFFIC19800019869 LUBBOCK TX	\$7.80
03/09	5554650EM8B8XY61E	PICOSO'S MEXICAN KITCH LUBBOCK TX	\$34.00
03/10	8554402EN01F2YDK4	COPS PLUS 586-904 3593 MI	\$99.90
03/10	5543286EM5V2X9T80	WWW.FLYINGCROSS.COM 513-792 1607 OH	\$79.00
03/11	5543286EN55DNQS3X	WWW.FLYINGCROSS.COM 513-792-1607 OH	\$92.20
03/12	7541823EP44RIKT8	SPK*SPOKEO SEARCH 800-6994264 CA	\$19.90
03/12	0230537ER2XA75SV1	OFFICE DEPOT #196 LUBBOCK TX	\$707.90
03/16	8512178EVWGNAYDQ6	THE SEWING CENTER LUBBOCK TX	\$79.00
03/18	5543286EX55JBTB6Q	ADOBE *800-833-6687 ADOBE.LY/ENUS CA	\$192.90
03/22	5543286F15SNORSEF	WWW.FLYINGCROSS.COM 513-792 1607 OH	\$65.30
		JAMES HILL	
		TOTAL [REDACTED] \$1,749.73	
02/24	8545667E70FKAL7E7	COVENANT HEALTH SYSTEM 8067256089 TX	\$160.00
02/24	0230537E8EHXD67RA	OFFICE DEPOT #1079 800-463-3768 TX	\$211.90
02/24	0230537E8EHXD675X	OFFICE DEPOT #1079 800-463-3768 TX	\$21.90
02/24	0230537E8EHXD680K	OFFICE DEPOT #1079 800-463-3768 TX	\$467.00
02/24	0230537E8EHXD6834	OFFICE DEPOT #1127 800-463-3768 TX	\$64.30
02/26	0230537EA8PM6BEMI	OFFICE DEPOT #1079 800-463-3768 TX	\$8.30
02/27	0230537EB2X6KL8EN	OFFICE DEPOT #1079 800-463-3768 TX	\$20.20
02/28	0230537EQEHXGJ3QN	OFFICE DEPOT #1079 800-463-3768 TX	\$329.00
03/01	5542950EQS1QA495T	VISTAPRINT 8662074955 MA	\$97.50
		LESLIE RANDOLPH	
		TOTAL [REDACTED] \$1,386.70	
03/12	5543286EP55XWQ91M	AMZN MKTP US*1Z9FD7X50 AMZN.COM/BILL WA	\$39.90
		ANGELIA FIKES	
		TOTAL [REDACTED] \$39.99	
Total Fees Charged This Period			\$0.00
Total Interest Charged This Period			\$0.00

Interest Charge Calculation

Your Annual Percentage Rate (APR) is the annual interest rate on your account.

(v) = Variable Rate

Type of Balance	Expiration Date	Annual Percentage Rate	Balance Subject to Interest Rate	Interest Charge
Regular Purchases and Cash Over	N/A	22.90% (v)	\$0.00	\$0.00
Cash Advances	N/A	25.90% (v)	\$0.00	\$0.00

THE PERIODIC RATE SHOWN ON THIS STATEMENT MAY VARY.

MARIA QUINTANILLA

ACCOUNT #: [REDACTED]

DATE OF SALE #: 220322

P.O. #:

INVOICE#: 000000

AUTHORIZATION #: 000391

CLUB #: 861

REFERENCE #: [REDACTED]

TRANSACTION #: 0

REGISTER #: 68

S K U	DESCRIPTION	QUANTITY	UNIT	PRICE	EXT PRICE
SALES TAX		1.000		\$0.0000	\$0.00
207457549	IH 6' LTG WHT	1.000	EA	\$12.8800	\$12.88
207463752	BG IP7/8+ TIDAL BLK	1.000	EA	\$19.8800	\$19.88
223958774	ONN 2 4A WAL UNI WH	1.000	EA	\$4.8800	\$4.88
SUB \$37.64		TAX \$0.00		TOTAL INVOICE	\$37.64
				CREDITS TOTAL	\$0.00
				BALANCE DUE	\$37.64

the 1990s, the number of people in the world who are undernourished has increased from 600 million to 800 million (FAO 2001). The number of people who are malnourished has increased from 1.1 billion to 1.5 billion (FAO 2001).

There are a number of reasons why the number of people who are undernourished has increased. One of the main reasons is that the world population has increased. The world population is now over 6 billion and is expected to reach 9 billion by the year 2050 (FAO 2001).

Another reason why the number of people who are undernourished has increased is that the world's food supply is not keeping pace with the world's population. The world's food supply is not keeping pace with the world's population because the world's food supply is not increasing fast enough to keep up with the world's population.

A third reason why the number of people who are undernourished has increased is that the world's food supply is not distributed evenly. The world's food supply is not distributed evenly because the world's food supply is not distributed evenly.

A fourth reason why the number of people who are undernourished has increased is that the world's food supply is not of good quality. The world's food supply is not of good quality because the world's food supply is not of good quality.

A fifth reason why the number of people who are undernourished has increased is that the world's food supply is not available to all people. The world's food supply is not available to all people because the world's food supply is not available to all people.

A sixth reason why the number of people who are undernourished has increased is that the world's food supply is not affordable for all people. The world's food supply is not affordable for all people because the world's food supply is not affordable for all people.

A seventh reason why the number of people who are undernourished has increased is that the world's food supply is not safe for all people. The world's food supply is not safe for all people because the world's food supply is not safe for all people.

An eighth reason why the number of people who are undernourished has increased is that the world's food supply is not healthy for all people. The world's food supply is not healthy for all people because the world's food supply is not healthy for all people.

A ninth reason why the number of people who are undernourished has increased is that the world's food supply is not culturally appropriate for all people. The world's food supply is not culturally appropriate for all people because the world's food supply is not culturally appropriate for all people.

A tenth reason why the number of people who are undernourished has increased is that the world's food supply is not environmentally sustainable for all people. The world's food supply is not environmentally sustainable for all people because the world's food supply is not environmentally sustainable for all people.

A eleventh reason why the number of people who are undernourished has increased is that the world's food supply is not socially just for all people. The world's food supply is not socially just for all people because the world's food supply is not socially just for all people.

A twelfth reason why the number of people who are undernourished has increased is that the world's food supply is not politically stable for all people. The world's food supply is not politically stable for all people because the world's food supply is not politically stable for all people.


Town of Ransom Canyon
Financial Investment Report
Balance for March 1 - March 31, 2022

INTEREST BEARING CASH ACCOUNTS AT DEPOSITORY BANK						
Investment Type/Institution	Annual Percentage Ending Rate of Interest	Maturity Date	Beginning Balance	Ending Balance	Interest Accrued	YTD Interest
Construction Account (Centennial Bank)	0.37%	N/A	\$ 649,477.78	\$ 727,765.95	\$ 210.15	\$ 877.45
Reserve Account (Centennial Bank)	0.37%	N/A	\$ 212,456.53	\$ 212,524.92	\$ 68.39	\$ 359.78
Operating Account (Centennial Bank)	0.37%	N/A	\$ 154,393.63	\$ 66,465.72	\$ 39.28	\$ 202.07
Interest and Sinking Account (Centennial Bank)	0.37%	N/A	\$ 780,923.08	\$ 837,633.03	\$ 268.39	\$ 547.05
Police Seizure Account (Centennial Bank)	0.00%	N/A	\$ -	\$ -	\$ -	\$ -
Police LEOSE Account (Centennial Bank)	0.00%	N/A	\$ -	\$ -	\$ -	\$ -
Interest & Sinking Water 2020 Development	0.05%	N/A	\$ 125,222.07	\$ 125,226.86	\$ 4.79	\$ 63.60
Series 2020 Construction Fund	0.00%	N/A	\$ 356,886.00	\$ 277,578.00	\$ -	\$ -
	1.53%	N/A	\$ 2,279,359.09	\$ 2,247,194.48	\$ 591.00	\$ 2,049.95

OUTSTANDING LIABILITIES

FINANCED THROUGH	BALANCE	INT. RATE	MATURES
COMBINATION TAX AND SURPLUS REVENUE	\$ 6,427,244	2.27%	2/1/2050
CERTIFICATES OF OBLIGATION (TWDB) UMB BANK			
SEWER PLANT AND WATER ELEVATED TANK AND GROUND STORAGE TANK			
TOTAL	\$ 6,427,244		

Southwest Economy



Students Cut College During Pandemic; Their Return Is Uncertain

Wenhua Di and Mytiah Caldwell

Postsecondary institutions suddenly closed their doors with the arrival of COVID-19 in March 2020. Two years later, the impacts are coming into focus. They include steeply declining college enrollment in Texas and across the country, with particularly noteworthy cuts among normally accessible community colleges. The results could portend a less-educated and less-nimble future workforce.

Colleges and universities abruptly emptied. Everything, it seemed, was online.

As COVID-19 spread across the U.S. in first quarter 2020, followed by waves of its variants, virtual instruction took hold and rolled on through the 2020–21 and 2021–22 academic years. Worrisome infection rates not only limited in-person learning, they also curtailed most campus activities—sports and entertainment included. The student experience was turned on its head in an era of evolving vaccine requirements and mask wearing.

Prospective college students faced another set of challenges. Successive classes of high school seniors lacked academic preparation for higher education, let alone assistance navigating the college application process, while pandemic-related financial shocks put college further out of reach for some.

Two years into the pandemic, as the virus' impact recedes, the results have become clear: steeply declining college enrollment in Texas and across the country. Particularly noteworthy, normally accessible community colleges have experienced the greatest drop-off. The vanishing students portend a possibly less-educated and less-versatile future workforce.

Enrollment Decline Quickens

Enrollment in fall 2021 for postsecondary education (colleges and universities) nationally declined 5.1 percent from prior-year levels, the National Student Clearinghouse found (*Table 1*).^[1] Although U.S. college enrollment was trending lower before the pandemic, the subsequent drop was much more pronounced.

Table 1: College Enrollment Declined During Pandemic

	Fall 2019	Fall 2021	Fall 2021 % change from fall 2019
U.S.			
Public 2-yr	5,368,470	4,662,364	-13.2
First-time freshmen (age 24 and younger)	759,649	626,017	-17.6
Public 4-yr	7,989,984	7,767,617	-2.8
First-time freshmen (age 24 and younger)	927,723	878,208	-5.3
Private nonprofit 4-yr	3,842,930	3,776,285	-1.7
First-time freshmen (age 24 and younger)	399,426	385,304	-3.5
Total	18,239,874	17,302,364	-5.1
First-time freshmen (age 24 and younger)	2,143,023	1,955,529	-8.7
Texas			
Public 2-yr	647,127	607,763	-6.1
Public 4-yr	704,194	668,881	-5.0
Private nonprofit 4-yr	125,156	121,131	-3.2
Total	1,490,953	1,428,231	-4.2

NOTES: Enrollment is for both undergraduate and graduate programs. First-time freshmen are undergraduate students entering college in the fall term for the first time. Total includes private for-profit, four-year institutions.

SOURCES: "Overview: Fall 2021 Enrollment Estimates," National Student Clearinghouse; authors' calculations.

Texas' population has grown faster than the nation. Despite this growing potential student pool, the state's total college enrollment fell 4.2 percent from 2019 to 2021, smaller than the national drop.

Community colleges in the state, like those in the nation, were particularly affected, with enrollment down 6.1 percent from fall 2019 levels. Meanwhile, Texas' four-year universities reported larger enrollment declines than their counterparts nationally. Before the pandemic, Texas enrollment was increasing in contrast to declines nationally.[2]

The pandemic recession—albeit a brief two months—differed from previous downturns with high unemployment. During those episodes, people typically returned to school to build skills. This outcome, in contrast, resulted in lower postsecondary numbers. Public four-year enrollment decreased 2.8 percent nationally, while community colleges experienced a 13.2 percent decline over the pandemic's initial two years.

Undergraduate students entering college for the first time appear to have been more affected than other students. Enrollment among first-time freshmen, age 24 years and younger, declined by a larger percentage across all types of institutions, suggesting that the pandemic disproportionately disrupted college education for young adults.

Why Not in School?

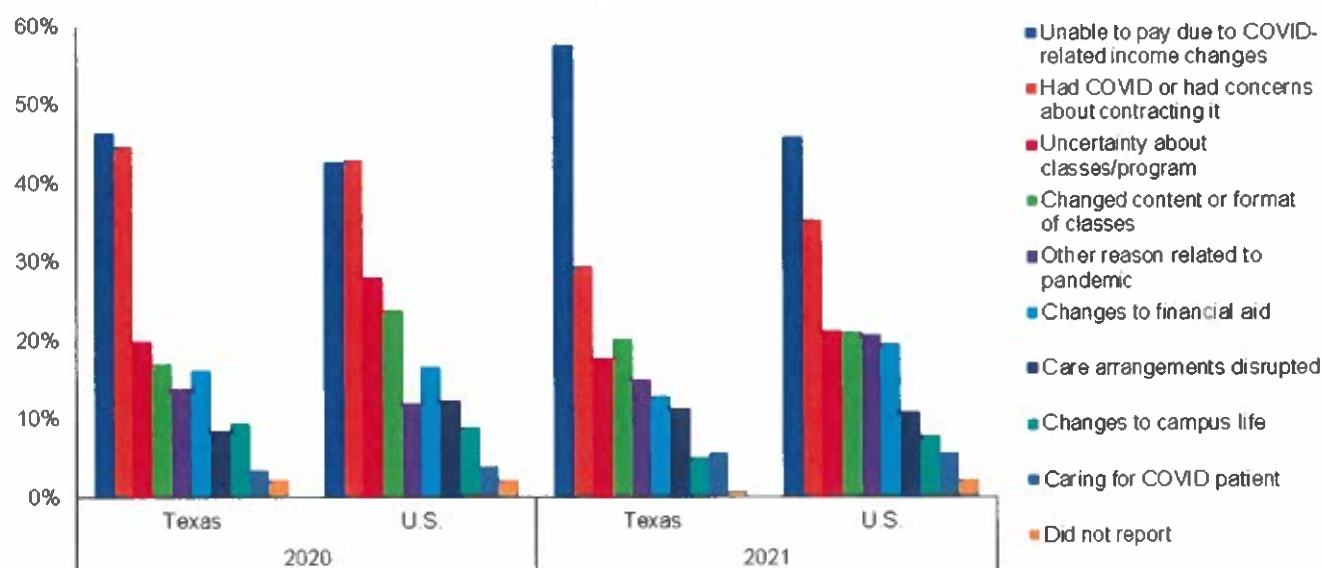
The Census Bureau's Household Pulse Surveys provide real-time insight into factors affecting postsecondary enrollment. The survey queries respondents online regarding economic experiences during the pandemic.

The survey asked whether adults in the respondent household had changed their college plans—if they had any—and the reasons for the changes. Data from survey periods (Sept. 16–28, 2020, and Sept. 15–27, 2021, weeks 15 and 38, respectively) highlight changes in fall college enrollment plans.[3] Approximately 73 percent of all respondents who had college plans reported that they had changed them as of the fall term 2020; about one-third in Texas and nationwide reported canceling all plans.[4] Not all plan changes were cancellations. Many students took fewer (or more) classes, had classes in a different format or at a different institution or took classes for different kinds of certificates or degrees.

There were far fewer respondents to the fall 2021 Pulse survey, and many skipped the college plan questions. Still, the share reporting that they canceled college plans was about half that of the prior year—about 15 percent—in Texas and the U.S.[5]

The survey asked what prompted the changed college plans. Looking at those who opted not to enroll, the top reason was an inability to pay for school due to a pandemic-related income change (*Chart 1*).

Chart 1
Inability to Pay Is Top Reason for Canceling College Plans in Pandemic



NOTES: Estimates are based on households with at least one adult who is taking or was planning on taking classes this term from a post-high school institution. Totals do not sum to 100 percent as respondents can choose multiple categories.
SOURCE: Census Bureau Household Pulse Survey, weeks 15 and 38.

Federal Reserve Bank of Dallas

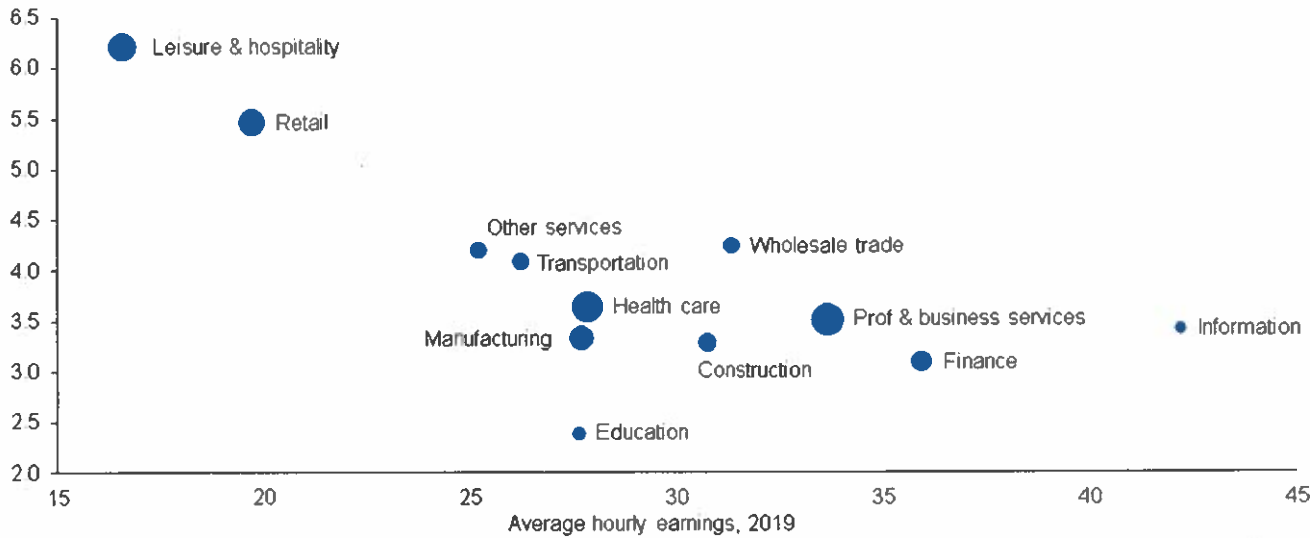
COVID-19 illness or fear of catching the virus was the second-most cited reason for canceling college plans. Uncertainty about classes or programs was the third-most frequent reason, while changes in class content or format was the fourth-most noted reason for skipping college.

Texans were less likely to view the uncertainty, content or format changes as a negative factor, perhaps because the state's colleges returned to in-person classes sooner than those elsewhere.

What about leaving school for work opportunities? In the months after the pandemic's onset in spring 2020, labor markets quickly rebounded and demand for workers outpaced supply, particularly among lower-skill positions, for which pay quickly rose (*Chart 2*).

Chart 2
Wages Jump Furthest in Low-Paying Sectors

Employment cost index wage growth, 2021 Q4/2019 Q4, annualized



NOTES: Data show the average of October–December 2021/October–December 2019 annualized growth and the personal consumption expenditures (PCE) price index. Bubbles are weighted by share of total U.S. employment in December 2021.
SOURCES: Bureau of Labor Statistics; authors' calculations.

Federal Reserve Bank of Dallas

The survey did not directly ask about labor market opportunities, but for some potential students, plentiful employment openings and higher wages for low-skill jobs might have made work more appealing than school. Among all age groups, employment rates in the pandemic recovered first for 16–19-year-olds. Those vulnerable to health risks or whose parents needed help with care for younger siblings though, may have opted to stay out of school and the job market.[6]

Demographic Factors

The Pulse survey also sheds light on the role of demographics during the period. Applying regression analysis to the national data suggests that—all things equal—cancellation of education plans is positively correlated with being Black or Hispanic. It is also positively correlated with lower income status. This is consistent with the pandemic’s greater impact on community college enrollment, as these demographics comprise a larger share of students at two-year campuses.

Texas data, though less robust, yield a similar result. However, there is no correlation with being Hispanic.

Impact Among Men

Men’s college enrollment fell about twice as much as that of women during the pandemic (Table 2). Community college enrollment fell 16 percent for men compared with 11 percent among women. Men also drove the overall enrollment drop at four-year institutions.[7] This is consistent with a long-run trend of declining male college attendance.

Table 2: U.S. College Enrollment Slipped During Pandemic

		Fall 2019	Fall 2021	Fall 2021 % change from fall 2019
Public 2-yr	Men	2,256,354	1,891,359	-16.2%
	Women	3,112,115	2,771,005	-11.0%
Public 4-yr	Men	3,477,314	3,296,535	-5.2%
	Women	4,512,670	4,471,082	-0.9%
Private nonprofit 4-yr	Men	1,535,530	1,485,664	-3.2%
	Women	2,307,400	2,290,620	-0.7%
Total	Men	7,606,756	7,059,178	-7.2%
	Women	10,633,118	10,243,187	-3.7%

NOTE: Enrollment for both undergraduate and graduate programs are included.

SOURCE: "Overview: Fall 2021 Enrollment Estimates," National Student Clearinghouse.

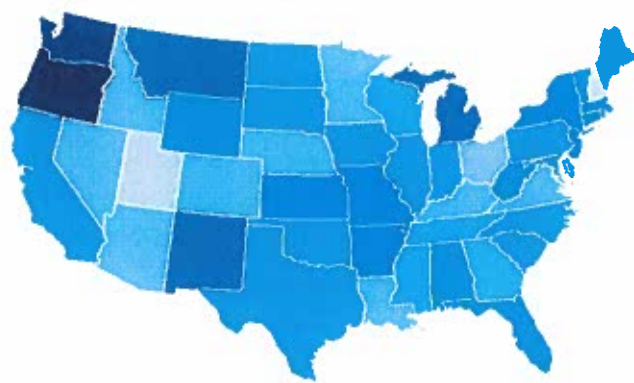
Additionally, the decline is indicative of labor market opportunities that appeared following the onset of the pandemic. Job retention and creation was tilted toward male-dominated occupations, especially as women bore much of the burden of caring for children unable to attend in-person classes or daycare.[8]

Longer term, men have fallen behind women in college enrollment as access to higher education and the career path for women improved.[9] The share of men attending colleges and universities fell to 40.9 percent in fall 2020, from 42.3 percent in 2019 and 43.7 percent in 2015.[10]

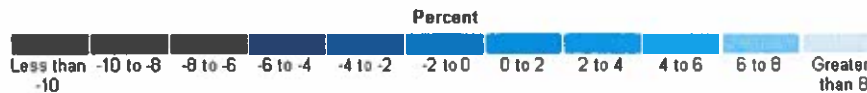
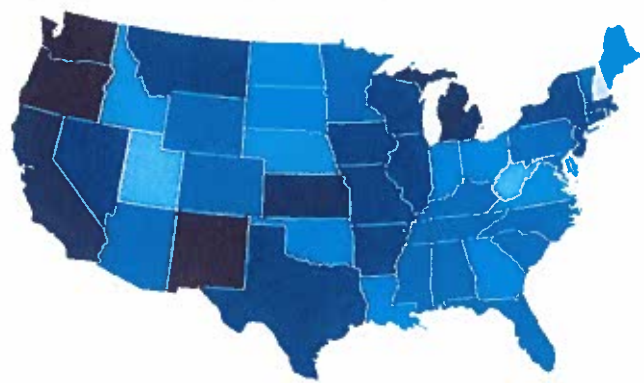
State-level enrollment data by gender are available only until fall 2020 (*Chart 3*). The male decline accelerated for almost all states from fall 2019 to fall 2020. In Texas, undergraduate enrollment fell 6.4 percent for men and 1.1 percent for women.

Chart 3 Male College Enrollment Decline Outpaces Female Drop

A. Female Enrollment Changes from Fall 2019 to Fall 2020



B. Male Enrollment Changes from Fall 2019 to Fall 2020



NOTE: This information is based on data collected from Title IV institutions in the United States

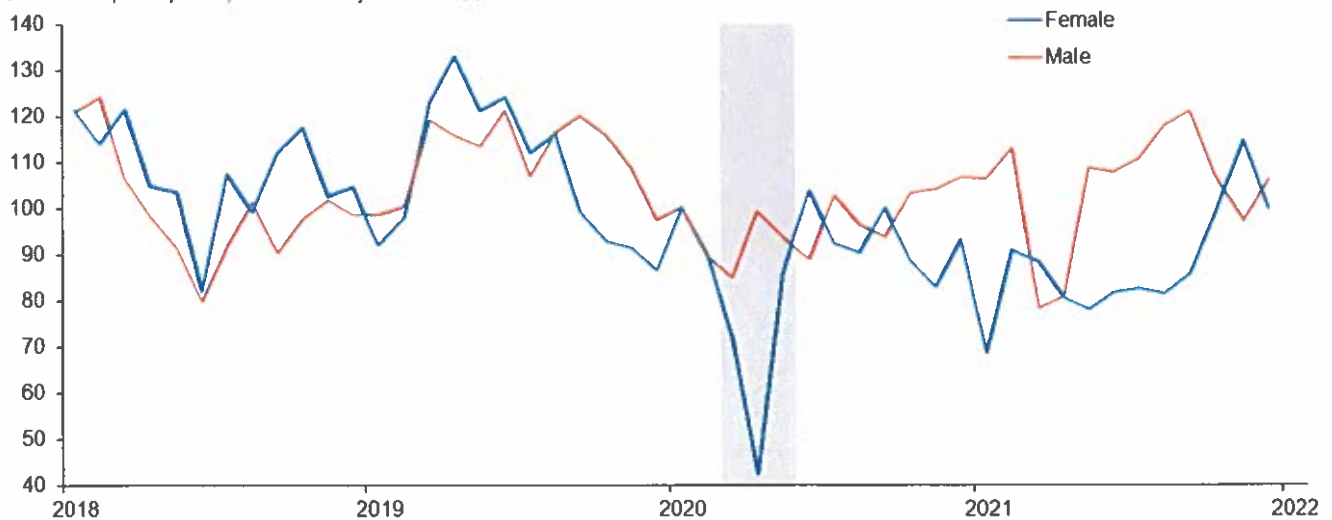
SOURCE: U.S. Department of Education, National Center for Education Statistics, Integrated Postsecondary Education Data System (IPEDS), Fall Enrollment component 2020 provisional data.

Federal Reserve Bank of Dallas

Meanwhile, the labor force participation rate for Texas men ages 18 to 24 generally exceeded that of women during the pandemic (*Chart 4*).^[11] To the degree that labor shortages helped prompt some prospective students to not pursue a college education, they may motivate more men than women.

Chart 4 Texas Male Young Adult Labor Force Participation Generally Exceeds Female Rate In Pandemic

Labor force participation, index January 2020 = 100*



*Seasonally adjusted.

NOTES: Rates shown are for Texas, ages 18–24. Data are through December 2021. Gray bar shows the initial onset of the pandemic, March–May 2020.

SOURCE: Bureau of Labor Statistics, Current Population Survey.

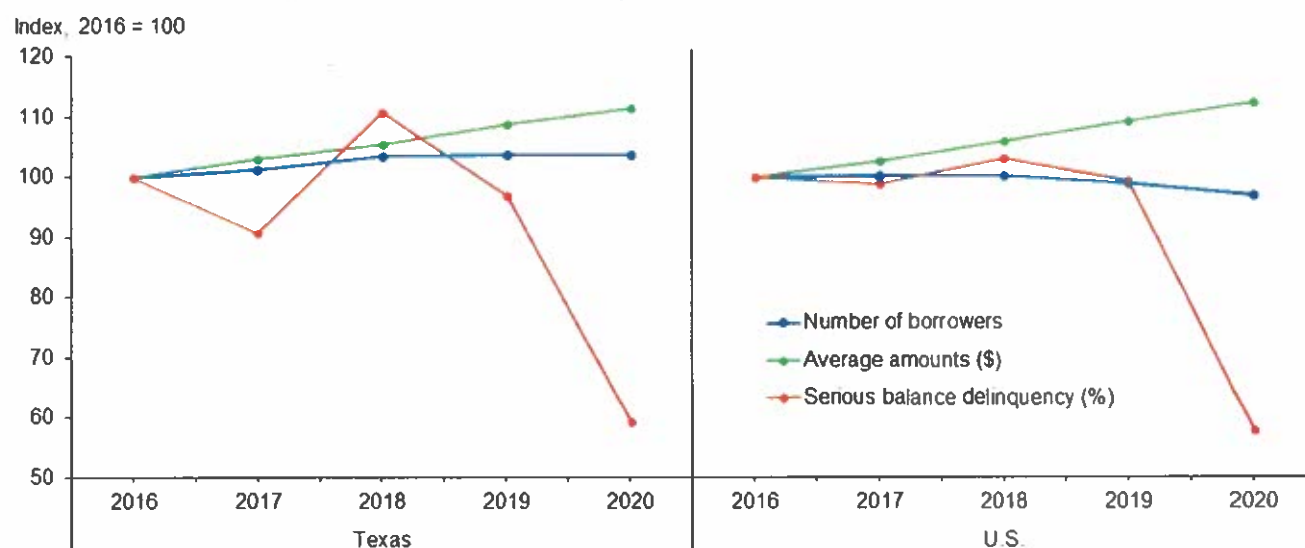
Federal Reserve Bank of Dallas

Loan Payment Relief

While some students canceled college plans due to an inability to pay, aid to students and institutions actually increased during the pandemic. Qualified federal student loan payments were suspended at a zero-interest rate beginning in March 2020 under the Coronavirus Aid, Relief and Economic Security (CARES) Act and Department of Education administrative acts.^[12]

Collections also stopped on defaulted loans.[13] Thus, the unpaid outstanding student loan balance grew, totaling \$1.6 trillion in third quarter 2021, despite a decrease in borrowing.[14] Borrowers with large loan balances or with obligations in distress have benefited most from the pause in payments. Delinquencies will likely reappear in credit reports when repayment obligation resumes in May 2022.[15]

Chart 5
Student Loan Forbearance Slowed Pandemic Delinquencies



NOTES: Serious delinquencies are the percent 90+ days past due (including defaults), based on total outstanding balance. Student loans include both federal student loans and private student loans.

SOURCES: Federal Reserve Bank of New York Consumer Credit Panel/Equifax; authors' calculations

Federal Reserve Bank of Dallas

Student loan originations declined in response to the falling college enrollment. The number of new student loan borrowers fell in the past two academic years in Texas and nationally, according to calculations based on New York Fed Consumer Credit Panel/Equifax data.[16]

The total number of student loan borrowers with outstanding balances in Texas was little changed during the first year of the pandemic (Chart 5).

Disrupted Education

Enrollment for postsecondary education has declined broadly during the pandemic. A particularly large drop in community college enrollment reflects the sensitivity to pandemic disruptions for lower-income and minority students, who represent a large share of students at these schools.

Community colleges serve as a relatively affordable entry to general education and skills training, with graduates able to transfer to traditional universities to continue their education. As a result, the lower enrollment may lead to a less-prepared labor force that lacks education and skills for the workplace and produces fewer students for traditional four-year institutions.

The gender gap in college enrollment also widened during the pandemic. Among women, likely burdened by family care responsibilities during the pandemic, community college enrollment declined.

However, the enrollment decline for men was much larger than for women, reaffirming a long-term trend of lower higher-education enrollment for men.

More young men joined the workforce, likely because of higher wages offered for lower-skill positions. Skipping college can, however, reduce lifelong earnings and lead to fewer job opportunities in the long term.

Notes

1. "Current Term Enrollment Estimates, Fall 2021," the National Student Clearinghouse Research Center, Jan. 13, 2022. The Clearinghouse data account for 97 percent of all enrollments at Title IV, degree-granting institutions in the U.S.

2. Texas community college enrollment rose 2.1 percent in 2021 from the sharp decline in the pandemic's first year. Public and private nonprofit four-year enrollment increased slightly in fall 2020 but fell in fall 2021.
3. In the September 2020 survey, about 19.6 percent of respondents had adults in the households with postsecondary education plans. In the September 2021 period, that share dropped to 16.2 percent. The survey's response rate declined over the two periods, which may imply substantial nonresponse biases.
4. The percentages are higher than enrollment estimates from the National Student Clearinghouse or from the Integrated Postsecondary Education Data System because not all with a college plan applied to college or got admitted. The Pulse responses are self-reported.
5. Survey questions are specific to the pandemic, so there are no comparable prior data about plan changes.
6. "Skipping School: Enrollment Numbers Down for Students Ages 16–24 During Pandemic," by Anna Crockett and Jason Saving, Federal Reserve Bank of Dallas *Dallas Fed Communities*, Jan. 24, 2022. "Employment Numbers Suggest Young People Face Barriers in Recovery from Pandemic," by Anna Crockett and Jason Saving, Federal Reserve *Dallas Fed Communities*, Dec. 9, 2021.
7. Women's enrollment declined at a similar rate as the prepandemic rate at public or private nonprofit four-year institutions. See the eighth column in Table 8 in "Overview: Fall 2021 Enrollment Estimates," by the National Student Clearinghouse Center. The preliminary Texas enrollment data are not broken down by gender.
8. "The She-Cession by the Numbers," by Liz Elting, *Forbes*, Feb. 12, 2022.
9. "The Homecoming of American College Women: The Reversal of the College Gender Gap," by Claudia Goldin, Lawrence F. Katz, and Ilyana Kuziemko, *Journal of Economic Perspectives*, vol. 20, no. 4, 2006, pp. 133–156. Developmental and behavioral differences are suggested.
10. The National Student Clearinghouse includes only degree-granting institutions, while the National Center for Education Statistics data also cover nondegree-granting institutions. There are also reporting period differences between the two.
11. The trend is noisy due to a small sample size.
12. The U.S. Department of Education extended the payment pause to May 1, 2022. All federal loans qualify except for Perkins loans not held by the department.
13. "The Early Effects of the COVID-19 Pandemic on Consumer Credit," Consumer Financial Protection Bureau Office of Research Special Issue Brief, August 2020. Loans not in default under this "administrative forbearance" include previously delinquent ones, which are considered current. Nonpayment has no negative impact on borrowers' credit.
14. "Trends in College Pricing and Student Aid 2021," The College Board, accessed March 4, 2022. Student loans are one of the major sources of funds for postsecondary education. However, the percent of student loans as a share of the college costs have gradually declined from 40 percent to 30 percent, as grants become more available. Grants increased from 49 percent to 64 percent of total funds.
15. "Student Loan Repayment During the Pandemic Forbearance," by Jacob Goss, Daniel Mangrum and Joelle Scally, Federal Reserve Bank of New York *Liberty Street Economics*, March 22, 2022.
16. The New York Fed Consumer Credit Panel/Equifax is a nationally representative anonymous random sample from Equifax credit files. It tracks all consumers with a U.S. credit file residing in the same household from a random, anonymous sample of 5 percent of U.S. consumers with a credit file. Equifax data assets are used as a source but all calculations, findings and assertions are those of the authors.

About the Authors



Wenhua Di

Di is a senior research economist in the Research Department of the Federal Reserve Bank of Dallas.



Mytiah Caldwell

Caldwell is a research analyst in the Research Department at the Federal Reserve Bank of Dallas.

Southwest Economy is published quarterly by the Federal Reserve Bank of Dallas. The views expressed are those of the authors and should not be attributed to the Federal Reserve Bank of Dallas or the Federal Reserve System.

Articles may be reprinted on the condition that the source is credited to the Federal Reserve Bank of Dallas.

Full publication is available online: www.dallasfed.org/research/swe/2022/swe2201.

MORE LIKE THIS

Spotlight: New Mexico Marijuana Legalization's Costs, Benefits Remain Unclear

[Learn More](#)

Around the Region: Texas Reclaims Jobs Lost in Pandemic; Some Metros Still Trying to Catch Up

[Learn More](#)

Real-Time Market Monitoring Finds Signs of Brewing U.S. Housing Bubble

[Learn More](#)

Texas Economy Strengthens as Omicron Fades; Costs and Wages Rise Further

[Learn More](#)

Southwest Economy



Spotlight: New Mexico Marijuana Legalization's Costs, Benefits Remain Unclear

Keighton Hines and Pia Orrenius

New Mexico legalized recreational marijuana use last year, joining 17 other states. The state has begun licensing for commercial cultivation and retail sales despite existing federal marijuana prohibitions.

Proponents laud the benefits of legalization—greater access to marijuana's medicinal properties, a new source of tax revenue and job creation, and a decreased burden on law enforcement.

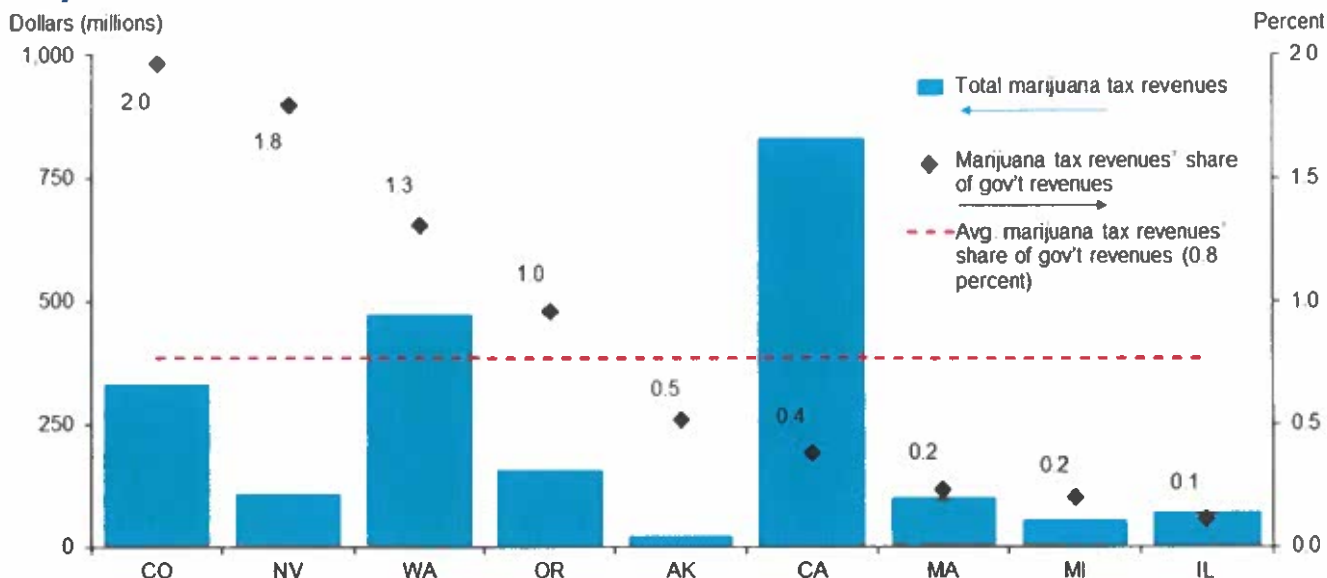
Critics argue legalization increases accessibility and use of marijuana, which are linked to adverse health effects, especially among chronic users. Anticipated benefits and costs partially offset one another, but there is considerable uncertainty around both.

Marijuana use and legalization are gaining acceptance. Nationally, the share of people age 12 or older reporting marijuana use rose from 11 percent in 2002 to nearly 18 percent in 2020.[1] New Mexico, at 18.7 percent, was near the national average in 2020, while Texas was below, at 12.5 percent. Those age 18 to 25 had the highest use rate, 34.5 percent, an increase of 4.7 percentage points since 2002.

Research on the health impacts of marijuana is limited and mixed.[2] Long term, heavy use is linked to increased risk of several mental health conditions and respiratory complications. Short term use may impair learning, memory and attention. Conversely, studies show marijuana is useful for treating symptoms accompanying chronic conditions such as pain, nausea, spasticity, convulsions, insomnia and post-traumatic stress disorder.

Supporters of marijuana legalization tout its economic benefits, including increased tax revenue. But states that have legalized and taxed recreational and/or medical marijuana earned on average just 0.8 percent of state revenues from it in 2020 (*Chart 1*). By comparison, sin taxes account for 2.8 percent of states' tax collections.

Chart 1
Marijuana Taxes Remain Small Share of State Revenues



NOTES: Total marijuana tax revenues include excise and cultivation taxes, licenses and fees, and penalties from recreational and medical marijuana where applicable for fiscal year 2020. Government revenues exclude federal intergovernmental transfers, grants, reimbursements and contracts.
SOURCES: States' marijuana revenue reports and Annual Comprehensive Financial Reports; author adjustments.

Federal Reserve Bank of Dallas

While legalizing recreational marijuana may provide a small boost to New Mexico's tax revenue, it will not materially change the state's reliance on traditional industries, such as oil and gas. In addition, if consumers substitute marijuana for other taxed goods, realized revenues may fall short of projections. Marijuana tourism, meanwhile, could expand the consumer base and enhance tax revenues, benefiting the leisure and hospitality industry.

In setting marijuana tax rates, states try to meet several objectives. While higher prices can discourage use, they also risk pushing consumers into the black market. State tax regimes vary, and retail marijuana tax rates generally range from 10 to 21 percent. New Mexico specifies a 12 percent excise tax on recreational sales, with a 1-percentage-point increase annually beginning in July 2025 until reaching 18 percent in 2030.

Removing prohibitions on recreational marijuana sales will encourage investment in marijuana cultivation and retail outlets, creating jobs in construction, manufacturing and retail, as well as in ancillary industries such as professional and business services. A significant industry growth barrier, however, is its lack of access to banking services and credit due to the federal marijuana prohibition.

Some hope marijuana could become a substitute for harmful prescription drugs, playing a part in curbing New Mexico's ongoing opioid epidemic. Ultimately, legalization is no panacea. Rather, it is an exercise in weighing costs and benefits and implementing an effective regulatory and public health oversight infrastructure.

Notes

1. "2019 and 2020 National Survey on Drug Use and Health," by the Center for Behavioral Health Statistics and Quality, Substance Abuse and Mental Health Services Administration, U.S. Department of Health and Human Services, 2020.
2. *The Health Effects of Cannabis and Cannabinoids: The Current State of Evidence and Recommendations for Research*, by the National Academies of Sciences, Engineering and Medicine, Washington, D.C.: National Academies Press, 2017.

About the Authors



Keighton Hines

Hines is a senior research analyst in the Research Department at the Federal Reserve Bank of Dallas.

Pia Orrenius



Orrenius is a vice president and senior economist in the Research Department at the Federal Reserve Bank of Dallas.

Southwest Economy is published quarterly by the Federal Reserve Bank of Dallas. The views expressed are those of the authors and should not be attributed to the Federal Reserve Bank of Dallas or the Federal Reserve System.

Articles may be reprinted on the condition that the source is credited to the Federal Reserve Bank of Dallas.

Full publication is available online: <https://www.dallasfed.org/research/swe/2022/swe2201>.

MORE LIKE THIS

Spotlight: Natural Gas Demand Recovers, Lifts Prices

[Learn More](#)

Spotlight: Missteps Along U.S.-Mexico Border Hinder Movement of COVID-19 Biomedical Trade

[Learn More](#)

Spotlight: Oil Patch Productivity Rises; Jobs Vanish

[Learn More](#)

Go Figure: Women Took Brunt of Pandemic Job Loss as Priorities Shifted to Home

[Learn More](#)

Southwest Economy, First Quarter 2022



Looking Back: Shale Oil Boom Gave Permian Basin a Second Life

Jesse Thompson

We look back a decade ago as *Southwest Economy* told of the rebirth of the Permian Basin as part of the shale oil boom in "Permian Basin Booms as New Techniques Resurrect Old Sites."



Shale Oil Exploration

Permian Basin Booms as New Techniques Resurrect Old Sites

The Permian Basin, home to many of America's oldest oil fields, covers 75,000 square miles of West Texas and southeastern New Mexico. Discovered in 1921, the formation has produced more than 40 billion barrels of oil, including much of the oil used during World War II. Until recently, the Permian Basin's biggest challenges were to slow the loss of production—which began ebbing in 1973—while squeezing out the last 30 billion barrels of "mobile" oil as economically as possible. That was before innovation, technology and \$100-per-barrel oil offered the aging fields a new future.

The breakthrough arose in the Midland area's Spraberry oil field, among the Permian Basin's most venerable locations. Spraberry formations were fractured for decades, usually in one or two zones, for vertical wells. The innovation: drilling vertically while emulating the multistage fracturing typical of horizontal wells.

The lateral section of a horizontal well can be drilled at 1,000 to 2,000 feet, with many stages of fracturing along the way. Spraberry wells were drilled vertically, but by going deeper, the number of oil or gas-producing zones increased. By fracturing each producing zone—perhaps a dozen or three—the

well now increasingly came to look like the lateral section of a horizontal well. The result: a second chance at life for the Permian Basin in 2005, reversing years of decline.

The Permian Basin's second chance at new life parallels another development of the Eagle Ford in South Texas (see related article June 5). Horizontal drilling and fracturing could produce oil from shale—and the western Permian Basin is rich in shale—instead of concentrating only on the remaining 30 billion barrels of mobile oil.

The Delaware Subbasin encompasses the Hobbs area of southeastern New Mexico and four counties of West Texas and is home to the Ardmore and Wilcox shale, as well as three layers of three Spring shale. Together, they provide rich targets of oil and natural gas liquids.

Shale development is just beginning in the Delaware. A Texas General Land Office lease auction in April 2011 brought a bid of \$1,261 per acre for 30,000 acres (99.8 billion in oil), compared with an average bid of \$906 per acre six months earlier. Drawing on the Eagle Ford model, the Delaware offered shale rich in liquids, plus well-developed infrastructure.

shaded later, heralding a major transition.

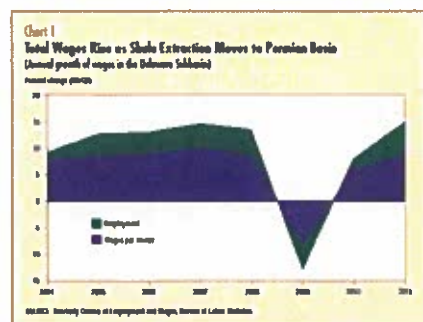
Partly because these developments are relatively new, production data don't yet reflect the magnitude of the changes. Oil production in the Delaware during 2011 was 15 million barrels above that in 2008 (when the price peaked), while natural gas production declined significantly. Revenue from oil and gas production increased \$1 billion from 2008 to 2011.

As production has grown in the Eagle Ford and Ardmore oil shale regions, a shortage of infrastructure to transport the product to market has been a key constraint. Moving new natural gas liquids to the 1 million-barrel-per-day market on the Gulf Coast has posed the greatest problem. The eastern Permian Basin, with a rich infrastructure in place, enjoys the advantage of expanding on existing transportation systems rather than starting from scratch. And significant expenditures are under way, with new gathering systems and processing capacity in the Ardmore shale. Additionally, a rail terminal and several pipelines are under construction to move product to Houston.

The status of the Permian Basin's tight oil markets are the stuff of legend. Many fields had open for lack of workers, the local fuel field place supporting well staff from eastern Europe. Labor markets in the Delaware were tight before the shift to shale began, and they remain so. A 15 percent increase in total wages last year was driven by a 6.3 percent jump in wages paid per worker (Chart 1). Labor shortages in the Permian oil sector drive local wage increases, leaving other segments in competition for workers.

And that nearly frenetic activity level is increasing. Drilling in dry gas-producing areas such as the Permian and Haystack shale regions significantly pulled back following the collapse of natural gas prices to nearly \$2 per thousand cubic feet during the winter. Producers and service companies are rapidly shifting up and hydraulic fracturing crews into shale rich in oil and natural gas liquids. Thus, while overall drilling activity has cooled in recent months, the Permian Basin has picked up the pace.

Robert W. Lamm and Jesse W. Thompson



Horizontal drilling and fracturing could produce oil from shale—and the western Permian Basin is rich in shale. The Delaware Sub-basin encompasses the Hobbs area of southeastern New Mexico and four counties of West Texas.

Shale development is just beginning in the Delaware. A Texas General Land Office lease auction in April 2011 brought a bid of \$3,264 per acre for 30,000 acres, compared with an average bid of \$906 per acre six months earlier.

Update: By 2016, as the industry emerged from the largest oil bust since 1986, business-to-business acreage transactions in the Permian ranged from \$7,000 to \$58,000 per acre. Two years later, some positions sold for as much as \$70,000 an acre, according to estimates. In 2021, after the COVID-19 bust, large acquisitions were being priced at closer to \$10,500 per acre.

Partly because these developments are relatively new, production data don't yet reflect the magnitude of the changes. Oil production in the Delaware during 2011 was 13 million barrels above that in 2008, while natural gas production declined significantly.

Update: Oil production in the Delaware reached 751.2 million barrels in 2019. Natural gas output increased 2.43 trillion thousand-cubic feet (Mcf) from 2008 to 2019. In 2020, the Delaware Sub-basin produced 660 million barrels of oil and 2.96 trillion Mcf of natural gas.

As production has grown in the Eagle Ford and Bakken oil shale regions, a shortage of infrastructure to transport the product to market has been a key constraint.

Update: By 2022, total Permian Basin takeaway capacity had expanded to more than 6 million barrels per day from less than 2 million a decade prior.

The stories of the Permian Basin's tight labor markets are the stuff of legend—restaurants half-open for lack of workers, the local fast-food place importing wait staff from eastern Europe. Labor markets in the Delaware were tight before the shift to shale began, and they remain so.

Update: On average, the unemployment rate was more than 1.3 percentage points lower in the Midland–Odessa area than the state in the 2010s—including during the disastrous 2015–16 oil bust. In December 2021, metro unemployment was 5.6 percent versus 5 percent statewide.

About the Author



Jesse Thompson

Thompson is a senior business economist in the Houston Branch of the Federal Reserve Bank of Dallas.

Southwest Economy is published quarterly by the Federal Reserve Bank of Dallas. The views expressed are those of the authors and should not be attributed to the Federal Reserve Bank of Dallas or the Federal Reserve System.

Articles may be reprinted on the condition that the source is credited to the Federal Reserve Bank of Dallas.

Full publication is available online: www.dallasfed.org/research/swe/2022/swe2201.

MORE LIKE THIS

The Russian Oil Supply Shock of 2022

[Learn More](#)

Electric Vehicles Gain Ground but Still Face Price, Range, Charging Constraints

[Learn More](#)

Solar Lights Up Outlook for Renewable Energy in Texas

[Learn More](#)

A Ban on U.S. Crude Oil Exports Would Not Lower Gasoline Prices at the Pump

[Learn More](#)

AGENDA ITEM 7:
Resolution for
“No Swimming
Variance”

RESOLUTION No: 030822

RESOLUTION OF THE TOWN OF RANSOM CANYON AUTHORIZING A VARIANCE TO APPROVE SWIMMING IN THE LAKE FOR A TRIATHLON IN RANSOM CANYON TO TAKE PLACE ON May 15, 2022.

WHEREAS, the Town of Ransom Canyon is a community that embraces physical fitness, athletic training, and nutrition;

WHEREAS, the BSLT Triathlon, Inc. is a safe, well planned, competitive race for triathletes in the community and communities throughout the country; and

WHEREAS, triathletes throughout the country compete in an open water lake swim, cycling, and a running competition; and

WHEREAS, the BSLT Triathlon Inc. is a 501(c)3 organization that supports charities such as the M5M Foundation, to support children in need of food and nutrition, and the Family Guidance and Outreach Center of Lubbock which focuses on parenting, wellness, life skills, and anger management classes for families, daycare workers, and educators; and

WHEREAS, the BSLT Triathlon Inc. must provide the City with a copy of their liability insurance policy that provides comprehensive insurance coverage for sanctioned events, including coverage to protect volunteers, participants, and the public, and provides the City with immunity from any accidents or incidents that could potentially occur on the day of the triathlon, including injuries, death, and property damage; and

WHEREAS, each participant of the event must sign a "Town of Ransom Canyon Liability Release Form," to release any liability and to indemnify and hold harmless the Town of Ransom Canyon, Texas for personal injuries (including death) and property losses or damages occasioned by, or in conjunction with any activity or accommodations for said use of the Town of Ransom Canyon premises; and

WHEREAS, the organization (BSLT Triathlon Inc.) sponsoring the triathlon must contact the Property Owner's Association for permission to access the private property that borders the lake.

NOW, THEREFORE, BE IT RESOLVED BY THE TOWN OF RANSOM CANYON, TEXAS;

1. The Town of Ransom Canyon authorizes a variance to approve swimming on the lake for a triathlon in the City limits to take place on May 15, 2022.

PASSED AND APPROVED in Ransom Canyon, Texas, on this the 12th day of April, 2022.

Mayor

ATTEST: City Secretary

AGENDA ITEM 8:

Seal Coat

**SECTION 00 52 00 - AGREEMENT BETWEEN OWNER AND CONTRACTOR FOR
CONSTRUCTION CONTRACT**

THIS AGREEMENT is by and between City of Ransom Canyon ("Owner") and
CDM Holdings, LLC ("Contractor").

Owner and Contractor hereby agree as follows:

ARTICLE 1 – WORK

- 1.01 Contractor to complete all Work as specified or indicated in Contract Documents. Work is generally described as furnishing all necessary materials, machinery, equipment, superintendence, and labor for cleaning and seal coating certain streets and paved areas including other incidental items of work as called for in Specifications. Seal coat consists of asphalt binder with polymer additive and precoated aggregate cover.

ARTICLE 2 – THE PROJECT

- 2.01 Project, of which the Work under Contract Documents is a part, is generally described as
2022 GROUP SEAL COAT PROGRAM

ARTICLE 3 – ENGINEER

- 3.01 Project designed by and Owner retained **Parkhill** (Engineer) to act as Owner representative, assume all duties and responsibilities, and rights and authority assigned to Engineer in Contract Documents regarding completion of Work per Contract Documents.

ARTICLE 4 – CONTRACT TIMES

- 4.01 Time of the Essence

- A. All time limits for Milestones, if any, Substantial Completion, completion and readiness for final payment, as stated in Contract Documents, are of the essence of Contract.

- 4.02 Contract Times: Days

- A. Work substantially completed by September 30, 2022 and ready for final payment per Article 15.06 of General Conditions, October 14, 2022.

- 4.03 Liquidated Damages

- A. Contractor and Owner recognize time is of the essence as stated in Article 4.01 and Owner will suffer financial and other losses if Work not completed and Milestones not achieved prior to the dates specified in Article 4.02, plus any extensions thereof allowed per Contract. Parties also recognize delays, expense, and difficulties involved in proving in a legal or arbitration proceeding, actual loss suffered by Owner if Work not completed on time. Accordingly, instead of requiring any such proof, Owner and Contractor agree as liquidated damages for delay (but not as a penalty):

1. Substantial Completion: Contractor pays Owner \$500 for each day that expires after time (as duly adjusted pursuant to Contract) specified in Article 4.02.A for Substantial Completion until Work is substantially complete.
2. Completion of Remaining Work: After Substantial Completion, if Contractor neglects, refuses, or fails to complete remaining Work within Contract Time (as duly adjusted pursuant to Contract) for completion and readiness for final payment, Contractor pays Owner \$500 for each day that expires until Work completed and ready for final payment.
3. Liquidated damages for failing to timely attain Substantial Completion and final completion are not additive and not imposed concurrently.
4. Milestones: Contractor pays Owner \$500 for each day that expires after specified time (as duly adjusted pursuant to Contract) for achievement of Milestone 1, until Milestone 1 is achieved.

ARTICLE 5 – CONTRACT PRICE

5.01 Owner pays Contractor for completion of Work per Contract Documents the amounts that follow, subject to adjustment under Contract:

- A. For all Unit Price Work, an amount equal to sum of extended prices (established for each separately-identified item of Unit Price Work by multiplying unit price times actual quantity of item):

UNIT PRICE					
Item No.	Description	Unit	Estimated Quantity	Unit Price	Extended Price
1.	Chip-seal, seal coat, including binder and precoated aggregate, as specified, complete in place, at a unit price per square yard of placed and completed cover.	SY	17389	\$3.45 S/Y	\$59,992.05
Total of all Extended Prices for Unit Price Work (subject to final adjustment based on actual quantities)					\$59,992.05

Extended prices for Unit Price Work set forth as of Effective Date of the Contract, are based on estimated quantities. As provided in Article 13.03 of the General Conditions, estimated quantities not guaranteed and determinations of actual quantities and classifications made by Engineer.

ARTICLE 6 – PAYMENT PROCEDURES

6.01 Submittal and Processing of Payments

- A. Contractor submits Applications for Payment per Article 15 of General Conditions. Engineer processes Applications for Payment as provided in General Conditions.

6.02 Progress Payments, Retainage

- A. Owner to make progress payments on account of Contract Price based on Contractor's Applications for Payment on or about the 20th day each month during performance of Work as provided in Article 6.02.A.1, provided Applications for Payment are timely submitted and otherwise meet Contract requirements. All payments measured by Schedule of Values established as provided in General Conditions (and in the case of Unit Price Work based on number of units completed) or, if no Schedule of Values, as provided elsewhere in Contract.

- 1. Before Final Completion, progress payments made in amount equal to indicated percentage but, in each case, less aggregate of payments previously made and less such amounts as Owner may withhold, including but not limited to, liquidated damages, per Contract.
 - a. 90 percent of Work completed (with balance retainage). If Work 50 percent complete as determined by Engineer, and character and progress of Work satisfactory to Owner and Engineer, as long as character and progress of Work remain satisfactory to Owner and Engineer, there is no additional retainage; and
 - b. 90 percent of materials and equipment cost not incorporated in Work (with balance retainage).

6.03 Final Payment

- A. Upon final completion and acceptance of Work per Article 15.06 of General Conditions, Owner pays remainder of Contract Price as recommended by Engineer and as provided in noted Article.

ARTICLE 7 – NOT USED

ARTICLE 8 – CONTRACTOR'S REPRESENTATIONS

8.01 To induce Owner to enter Agreement, Contractor makes the following representations:

- A. Contractor examined and carefully studied Contract Documents and any data and reference items identified in Contract Documents.
- B. Contractor visited Site, conducted a thorough, alert visual examination of Site and adjacent areas, is familiar with and satisfied as to general, local, and Site conditions that may affect cost, progress, and performance of Work.
- C. Contractor is familiar with and satisfied as to all laws and regulations that may affect cost, progress, and performance of Work.

-
- D. Contractor carefully studied all: (1) exploration reports and subsurface conditions tests at or adjacent to Site and all drawings of physical conditions relating to existing surface or subsurface structures at Site, identified in Supplementary Conditions, especially with respect to Technical Data in such reports and drawings; and (2) reports and drawings relating to Hazardous Environmental Conditions, if any, at or adjacent to Site, identified in Supplementary Conditions, especially with respect to Technical Data in such reports and drawings.
 - E. Contractor considered information known: Information commonly known to contractors doing business near Site, information and observations obtained from visits to Site, Contract Documents, and Site-related reports and drawings identified in Contract Documents, with respect to effect of such information, observations, and documents on (1) cost, progress, and performance of Work; (2) means, methods, techniques, sequences, and procedures of construction employed by Contractor; and (3) Contractor's safety precautions and programs.
 - F. Based on information and observations, Contractor agrees no further examinations, investigations, explorations, tests, studies, or data are necessary for performance of Work at Contract Price, within Contract Times, per other Contract terms and conditions.
 - G. Contractor is aware of general nature of work performed by Owner and others at Site that relates to Work as indicated in Contract Documents.
 - H. Contractor gave Engineer written notice of all conflicts, errors, ambiguities, or discrepancies discovered in Contract Documents, and Contractor accepts Engineer's written resolution thereof.
 - I. Contract Documents are generally sufficient to indicate and convey understanding of all terms and conditions for performance and furnishing Work.
 - J. Contractor's entry into this Contract constitutes an incontrovertible representation by Contractor that without exception, all prices in Agreement are premised upon performing and furnishing Work required by Contract Documents.

ARTICLE 9 – CONTRACT DOCUMENTS

9.01 Contents

- A. Contract Documents consist of:
 - 1. Contractor's executed Bid Form.
 - 2. This Agreement.
 - 3. Performance bond.
 - 4. Payment bond.
 - 5. General Conditions.
 - 6. Supplementary Conditions.
 - 7. Specifications as listed in Table of Contents of the Project Manual.

-
8. Drawings (not attached but incorporated by reference) bearing this general title:
[]
 9. Addenda (numbers 01 to 01, inclusive).
 10. The following delivered or issued on or after Effective Date of Agreement and not attached hereto:
 - a. Notice to Proceed.
 - b. Work Change Directives.
 - c. Change Orders.
 - d. Field Orders
 - B. Documents listed in Article 9.01.A, are attached to this Agreement (except as expressly noted otherwise).
 - C. There are no Contract Documents other than those listed in this Article 9.
 - D. Contract Documents may only be amended, modified, or supplemented as provided in General Conditions.

ARTICLE 10 – MISCELLANEOUS

10.01 Terms

- A. Terms used in this Agreement have meanings stated in Sections 00 72 00 "General Conditions," and 00 73 14 "Supplementary Conditions."

10.02 Assignment of Contract

- A. Unless expressly agreed to elsewhere in Contract, no assignment by a party hereto of any rights under or interests in Contract will be binding on another party without written consent of party sought bound; and, specifically but without limitation, money that may become due and money due, not assigned without such consent (except to extent effect of this restriction limited by law), and unless specifically stated to contrary in any written consent to assignment, no assignment will release or discharge assignor from any duty or responsibility under Contract Documents.

10.03 Successors and Assigns

- A. Owner and Contractor each binds self, partners, successors, assigns, and legal representatives to other party, partners, successors, assigns, and legal representatives in respect to all covenants, agreements, and obligations contained in Contract Documents.

10.04 Severability

- A. Any provision or part of Contract Documents held void or unenforceable under any law or regulation, deemed stricken. All remaining provisions continues valid and binding upon Owner and Contractor, who agree Contract Documents reformed to replace such stricken provision or

part thereof, with valid and enforceable provision as close as possible to expressing intention of stricken provision.

10.05 Contractor's Certifications

- A. Contractor certifies he has not engaged in corrupt, fraudulent, collusive, or coercive practices in competing for or in executing Contract. For Article 10.05:
1. Corrupt Practice: Offering, giving, receiving, or soliciting anything of value likely to influence action of a public official in bidding process or in Contract execution;
 2. Fraudulent Practice: Intentional misrepresentation of facts made to (a) influence bidding process or execution of Contract to detriment of Owner; (b) establish Bid or Contract prices at artificial, noncompetitive levels; or (c) deprive Owner of benefits of free and open competition;
 3. Collusive Practice: Scheme or arrangement between two or more Bidders, with or without knowledge of Owner, to establish Bid prices at artificial, noncompetitive levels; and
 4. Coercive Practice: Harming or threatening harm, directly or indirectly, persons or property to influence participation in bidding process or affect execution of Contract.

IN WITNESS WHEREOF, Owner and Contractor signed this Agreement.

This Agreement will be effective on _____ (Effective Date of Agreement).

OWNER:

City of Ransom Canyon

Mana Elena Quintanilla

By: Mana Elena Quintanilla

Title: City Manager

Attest: Kellie Randolph

Title: Deputy City Secretary

Address for notices:

City of Ransom Canyon

24 Lee Kitchens Dr.

Ransom Canyon, Texas 79366

(If Owner is a corporation, attach evidence of authority to sign. If Owner is a public body, attach evidence of authority to sign and resolution or other documents authorizing execution of this Agreement.)

CONTRACTOR

CDM Holdings, LLC

Braden McDaniel

By: Braden McDaniel

Title: President & Managing Member

Attest: [Signature]

Title: Member

Address for notices:

CDM Holdings, LLC

737 SH 98

New Boston, Texas 75570

License No.: _____

(Where applicable)

NOTE TO USER: Use in those states or other jurisdictions where applicable or required

Agent for service of process:

AGENDA ITEM 9:
Quad K Investments

**FIRST AMENDMENT AND ASSIGNMENT OF MUNICIPAL
SERVICES AND DEVELOPMENT AGREEMENT BETWEEN
THE TOWN OF RANSOM CANYON, TEXAS AND BEAST PC, LLC**

This First Amendment and Assignment of Municipal Services and Development Agreement Between the Town of Ransom Canyon, Texas and Beast PC, LLC ("Amendment" herein) is made and entered into as of the ____ day of _____, 2022, by and between the Town of Ransom Canyon, Texas, a General Type A Municipality in the State of Texas, ("City" herein), Beast PC, LLC, a Texas limited liability company ("Assignor" herein), and Quad K Investments, LLC, a Texas limited liability company ("Assignee" herein).

The following preliminary statements are a material part of and are included within the terms of this Amendment:

- A. City and Assignor are parties to the *Municipal Services and Development Agreement Between the Town of Ransom Canyon, Texas and Beast PC, LLC* dated February 1, 2022, ("Development Agreement" herein) for the Ransom Ranch project.
- B. The Parties desire to amend the Development Agreement as herein set forth and Assignor desires to assign the Development Agreement to Assignee.
- C. Capitalized terms which are used but not otherwise defined in this Amendment shall have the same meaning given to such terms in the Development Agreement.

NOW, THEREFORE, in consideration of the mutual promises, covenants, terms, and conditions set forth below, the receipt and sufficiency of which are hereby acknowledged, City, Assignor, and Assignee hereby agree as follows:

1. Address for Notices. The "Notice" section located on page 6 of the Development is amended as follows:

The Owner information shall be amended to be:

Quad K Investments, LLC
c/o Daniel R. Wetzel, P.E.
8312 Upland Avenue
Lubbock, TX 79424

Physical Address:
8312 Upland Avenue
Lubbock, TX 79424
Telephone: (____) ____ - ____
Facsimile: (____) ____ - ____
Email: dwetzel@centerlineengineering.net

2. Assignment. Assignor has assigned, and by these presents does hereby assign to Assignee, its successors, and assigns all of its right, title, and interest in and to the Development Agreement. Assignee hereby assumes the obligations of Assignor as Owner under the Development Agreement accruing from and after the date hereof. Assignee agrees to hold Assignor harmless from and against any and all claims, loss, damages, liability, cost, and expense under the Development Agreement arising or accruing from and after the date hereof. Assignor agrees to hold Assignee harmless from and against any and all claims, loss, damages, liability, cost, and expense with respect to the Development Agreement arising or accruing prior to the date hereof. City hereby consents to the assignment of the Development Agreement.

3. Release. Upon the complete execution and performance hereof by all Parties, City shall release Assignor from any and all claims, loss, damages, liability, and expense with respect to the Development Agreement arising or accruing from and after the date hereof.

4. Counterparts. This Amendment may be executed in any number of counterparts, each of which shall be deemed an original. Facsimile, pdf, or electronic (email) copies of the signature pages shall be deemed to be originals for all purposes.

5. Effect of Amendment. Except as specifically modified by this Amendment, all of the terms and conditions of the Development Agreement remain in full force and effect and are hereby ratified and confirmed by City, Assignor, and Assignee. Notwithstanding the foregoing, in the event there is any conflict between the terms and provisions of the Development Agreement and this Amendment, the terms and provisions of this Amendment shall control.

6. Modifications. This Amendment and the Lease cannot be modified in any manner other than by written modification executed by City and Assignee.

7. Successors and Assigns. This Amendment is binding upon and inures to the benefit of City, Assignor, and Assignee and their respective successors and assigns.

IN WITNESS WHEREOF, the Parties have duly executed this Amendment as of the first date written above.

ASSIGNOR:

Beast PC, LLC

ASSIGNEE:

Quad K Investments, LLC

Imre Szenttornyay, Manager

Daniel R. Wetzell, P.E., Manager

CITY:

Town of Ransom Canyon, Texas

Jana Trew, Mayor

ATTEST:

Maria Elena Quintanilla, City Secretary

APPROVED AS TO FORM:

Garrett Ferguson, City Attorney


STAFF REPORTS



ARPA REQUEST FOR FUNDING

ITEM	DESCRIPTION	FUNDS REQUESTED
Water Meters	Purchase and Installation of 225 Smart Water Meters	\$133,000
Ransom Canyon Dam	Repairs to Ransom Canyon Dam	\$ 70,000
Generator	One Back-Up Generator for Water Ground Storage Tanks	\$ 60,000
Back Hill Geo-Tech Study	Engineering Feasibility Study	\$ 20,000
		\$283,000

WATER METERS (\$133,000)



- Prevents water losses for the Town of Ransom Canyon
- Provides more accurate readings of water usage for citizens and the Town
- Reduces staff time of Operations Department invested in reading meters
- Reduces administrative staff time entering meter readings into billing system
- Prevents less errors in reading meters
- Will allow for ability for residents to have real-time information on water usage

RANSOM CANYON DAM (\$70,000)

RANSOM CANYON DAM FLOOD

2008



RANSOM CANYON DAM (continued)

- Repairs are necessary where joints have eroded away
- Prevent accidents when cars skid over the dam during heavy rainfall

BACK-UP GENERATOR (\$60,000)



The generator will be similar but newer model than the current photo which is the back-up generator for the sewer plant.

- SB 3 passed this 87th Legislation required back-up generators for infrastructure
- Prevents the loss of power to ground storage tanks in the event of a natural disaster or terroristic attack on infrastructure

BACK HILL ENGINEERING STUDY (\$20,000)



During heavy rainfall, boulders fall from the canyon walls into the street, creating a safety hazard

- Geo Tech study will determine the method for securing the back hill
- Guides the City Council guidance on how to secure the wall
- Provides a cost estimate for securing funding to repair in the near future